

AMENDMENT NO. 2 TO SITE DEVELOPMENT PLAN FOR LOT 1, BLOCK 1, PROMENADE AT CASTLE ROCK FILING NO. 1. LOCATED IN THE SOUTH 1/2 OF SECTION 22 AND THE NORTH 1/2 OF SECTION 27, TOWNSHIP 7 SOUTH, RANGE 67 WEST OF THE 6TH PRINCIPAL MERIDIAN COUNTY OF DOUGLAS, STATE OF COLORADO



LEGAL DESCRIPTION:
LOTS 1A-7A, BLOCK 1, PROMENADE AT CASTLE ROCK FILING NO. 1, AMENDMENT NO. 9, ACCORDING TO RECORDED PLAT THEREOF, COUNTY OF DOUGLAS, STATE OF COLORADO

SITE DEVELOPMENT PLAN GENERAL NOTES:

1. THE TOWN OF CASTLE ROCK REQUIRES THAT MAINTENANCE ACCESS BE PROVIDED TO ALL STORM DRAINAGE FACILITIES TO ASSURE CONTINUOUS OPERATIONAL CAPABILITY OF THE SYSTEM. THE PROPERTY OWNER, SUBSEQUENT OWNERS, HEIRS, SUCCESSORS AND ASSIGNS SHALL BE RESPONSIBLE FOR THE MAINTENANCE OF ALL DRAINAGE FACILITIES INCLUDING, BUT NOT LIMITED TO, INLETS, PIPES, CULVERTS, CHANNELS, DITCHES, HYDRAULIC STRUCTURES, AND DETENTION BASINS LOCATED ON THIS PROPERTY, UNLESS MODIFIED BY THE SUBDIVISION IMPROVEMENTS AGREEMENT. SHOULD THE OWNER FAIL TO ADEQUATELY MAINTAIN SAID FACILITIES, THE TOWN SHALL HAVE THE RIGHT TO ENTER SAID PROPERTY FOR THE PURPOSES OF OPERATION AND MAINTENANCE. ALL SUCH MAINTENANCE COSTS WILL BE ASSSESSED TO THE PROPERTY OWNER, SUBSEQUENT OWNERS, HEIRS, SUCCESSORS AND ASSIGNS. THE MAINTENANCE COSTS SHALL INCLUDE ALL ACTUAL COSTS FOR LABOR, EQUIPMENT AND MATERIALS AND A 25% FEE.
2. PURSUANT TO SECTION 4.3E AND 8.2.3A OF THE TOWN OF CASTLE ROCK LANDSCAPE REGULATIONS THE PROPERTY OWNER, SUBSEQUENT OWNERS, HEIRS, SUCCESSORS AND ASSIGNS SHALL BE RESPONSIBLE FOR THE PROPER MAINTENANCE OF THE AREA SUBJECT TO THE APPROVED SITE DEVELOPMENT PLAN. LANDSCAPING WITHIN PUBLIC RIGHTS-OF-WAY IS TO BE MAINTAINED BY THE ADJACENT PRIVATE PROPERTY OWNER OR THE HOMEOWNER/PROPERTY OWNER ASSOCIATION, AS APPLICABLE. LANDSCAPING SHALL BE CONTINUOUSLY MAINTAINED INCLUDING NECESSARY WATERING, WEEDING, PRUNING, MOOWING, PEST CONTROL, AND REPLACEMENT OF DEAD OR DISEASED PLANT MATERIAL UPON WRITTEN NOTICE BY THE TOWN. THE OWNER WILL HAVE 45 DAYS TO CURE OR REPLACE DAMAGED OR DEAD LANDSCAPE MATERIAL. IN THE CASE OF DISEASED LANDSCAPE MATERIAL, A SHORTER COMPLIANCE PERIOD MAY BE SPECIFIED IN SAID NOTICE. THE TOWN OF CASTLE ROCK WATER CONSERVATION ORDINANCE REGULATES TIMES OF SEASONAL IRRIGATION AND PROHIBITS THE WASTING OF POTABLE WATER THROUGH IMPROPER IRRIGATION.
3. THE LANDSCAPE AND IRRIGATION PLANS CONTAINED IN THE SITE DEVELOPMENT PLAN ARE CONCEPTUAL ONLY AND SUBJECT TO CHANGE WITH REVIEW OF THE CONSTRUCTION DOCUMENTS.
4. NO PORTIONS OF THE SITE ARE WITHIN A FEMA REGULATED FLOODPLAIN PER PRELIMINARY FEMA MAP NUMBER 08050C0167G, DATED JULY 11, 2014.
5. ANY STREET SIGNS, STRIPING, STREET LIGHTS AND CURB RAMPS ARE CONCEPTUAL ONLY AND SUBJECT TO TOWN REVIEW WITH THE CONSTRUCTION DOCUMENTS. THESE ITEMS SHALL COMPLY WITH THE TOWN OF CASTLE ROCK'S REGULATIONS, STANDARDS AND REQUIREMENTS.
6. THE DEVELOPER SHALL CONFORM TO THE TOWN OF CASTLE ROCK "WATER USE MANAGEMENT PROGRAM IMPLEMENTATION POLICY", AS AMENDED FROM TIME TO TIME, FOR THIS PROJECT.
7. APPROVAL OF THIS CONCEPTUAL SITE DEVELOPMENT PLAN DOES NOT CONSTITUTE APPROVAL OF ANY DEVIATIONS FROM TOWN OF CASTLE ROCK REGULATIONS AND STANDARDS. ALL DEVIATIONS FROM TOWN REGULATIONS AND STANDARDS ARE SUBJECT TO THE APPROPRIATE PROCEDURES FOR APPROVAL.
8. NO SOLID OBJECT (EXCLUDING FIRE HYDRANTS, TRAFFIC CONTROL DEVICES AND TRAFFIC SIGNS) EXCEEDING THIRTY (30) INCHES IN HEIGHT ABOVE THE FLOWLINE ELEVATIONS OF THE ADJACENT STREET, INCLUDING BUT NOT LIMITED TO BUILDINGS, UTILITY CABINETS, WALLS, FENCES, LANDSCAPE PLANTINGS, CROPS, CUT SLOPES, AND BERMS SHALL BE PLACED WITHIN SIGHT DISTANCE LINES AND SIGHT DISTANCE EASEMENTS.
9. ALL UTILITY, DRAINAGE, EMERGENCY ACCESS, SIGHT DISTANCE AND PUBLIC ACCESS/TRAIL EASEMENTS AS SHOWN ON THE SITE DEVELOPMENT PLAN SHALL BE GRANTED TO THE TOWN OF CASTLE ROCK WITH THE RE-PLAT.
10. THIS SITE IS ZONED PLANNED DEVELOPMENT AS PART OF THE APPROVAL OF THE PROMENADE AT CASTLE ROCK PLANNED DEVELOPMENT PLAN AND ITS RECORDED.
11. UNLESS OTHERWISE NOTED, ALL LOTS SHALL HAVE A 10-FOOT UTILITY EASEMENT ALONG THE FRONT AND REAR LOT LINES AND ALONG ALL PUBLIC RIGHTS-OF-WAY AND SHALL HAVE 5-FOOT UTILITY EASEMENTS ALONG EACH SIDE LOT LINE. THESE UTILITY EASEMENTS ARE FOR THE INSTALLATION, MAINTENANCE AND OPERATION OF UTILITIES AND DRAINAGE FACILITIES INCLUDING, BUT NOT LIMITED TO, STREET LIGHTS, ELECTRIC LINES, GAS LINES, CABLE TELEVISION LINES, FIBER OPTIC LINES AND TELEPHONE LINES, AS WELL AS PERPETUAL RIGHT FOR INGRESS AND EGRESS FOR INSTALLATION, MAINTENANCE AND REPLACEMENT OF SUCH LINES.
12. RETAINING WALLS, SECTIONS OF RETAINING WALLS 4 FEET IN HEIGHT OR HIGHER OR TIERED WALLS MUST BE DESIGNED BY A STRUCTURAL ENGINEER LICENSED IN THE STATE OF COLORADO AND MUST RECEIVE A BUILDING PERMIT FROM THE TOWN OF CASTLE ROCK PRIOR TO THE ISSUANCE OF THE PUBLIC WORKS PERMIT.
13. A SIGN PERMIT FOR EACH SIGN MUST BE OBTAINED FROM THE TOWN OF CASTLE ROCK BUILDING DIVISION PRIOR TO PLACING ANY SIGN ON THE PROPERTY.
14. THE COMMON SIGN PLAN ESTABLISHES THE ELEVATIONS AND DIMENSIONS OF FREESTANDING MONUMENT SIGNS THROUGHOUT THE SITE.
15. TENANT SIGNAGE IS SUBJECT TO THE TENANT SIGN CRITERIA.

FIRE NOTES:

1. IF FIRE APPARATUS ACCESS ROADS OR WATER SUPPLY FOR FIRE PROTECTION IS REQUIRED TO BE INSTALLED, SUCH PROTECTION SHALL BE INSTALLED AND MADE SERVICEABLE PRIOR TO VERTICAL CONSTRUCTION.
2. FIRE HYDRANT(S) ARE REQUIRED TO BE INSTALLED AND MADE SERVICEABLE PRIOR TO AND DURING THE TIME OF CONSTRUCTION.
3. APPROVED FIRE APPARATUS ACCESS ROADS SHALL BE PROVIDED FOR EVERY FACILITY, BUILDING OR PORTION OF A BUILDING CONSTRUCTED OR MOVED INTO, OR WITHIN THE JURISDICTION. THE FIRE APPARATUS ACCESS ROAD SHALL EXTEND TO WITHIN 150 FEET OF ALL PORTIONS OF THE FACILITY AND ALL PORTIONS OF THE EXTERIOR WALLS OF THE FIRST STORY OF THE BUILDING AS MEASURED BY AN APPROVED ROUTE AROUND THE EXTERIOR OF THE BUILDING OR FACILITY.
4. DEAD-END FIRE ACCESS ROADS IN EXCESS OF 150 FEET SHALL PROVIDE AN APPROVED AREA FOR TURNING AROUND FIRE APPARATUS.
5. FIRE APPARATUS ACCESS ROADS SHALL HAVE AN UNOBSTRUCTED WIDTH OF NOT LESS THAN 20 FEET, EXCLUSIVE OF SHOULDERS, EXCEPT FOR APPROVED SECURITY GATES AND AN UNOBSTRUCTED VERTICAL CLEARANCE OF NOT LESS THAN 13 FEET, 6 INCHES.
6. FIRE APPARATUS ACCESS ROADS SHALL BE DESIGNED AND MAINTAINED TO SUPPORT THE IMPOSED LOADS OF FIRE APPARATUS WEIGHING AT LEAST 75,000 POUNDS, AND SHALL BE SURFACED SO AS TO PROVIDE ALL-WEATHER DRIVING CAPABILITIES. THE TERM ALL-WEATHER DRIVING CAPABILITIES HAS BEEN INTERPRETED TO MEAN EITHER CONCRETE OR ASPHALT, OR OTHER APPROVED DRIVING SURFACE DESIGNED BY AN ENGINEER AND APPROVED BY THE FIRE DEPARTMENT.
7. "NO PARKING FIRE LANE" SIGNS ARE REQUIRED IN AREAS THAT MEET THE FOLLOWING CRITERIA AND IN AREAS DESIGNATED BY THE FIRE PREVENTION BUREAU. SIGNS SHALL BE POSTED ON BOTH SIDES OF FIRE ACCESS ROADWAYS PUBLIC OR PRIVATE ROADWAYS AND DRIVEWAYS LESS THAN 26 FEET WIDE. SIGNS SHALL BE POSTED ON ONE SIDE ONLY OF FIRE ACCESS ROADWAYS, PUBLIC OR PRIVATE ROADWAYS OR DRIVEWAYS BETWEEN 26 FEET WIDE AND 32 FEET WIDE. NO SIGNAGE IS REQUIRED FOR FIRE ACCESS ROADWAYS, PUBLIC OR PRIVATE ROADWAYS OR DRIVEWAYS GREATER THAN OR EQUAL TO 32 FEET WIDE.
8. IT IS THE RESPONSIBILITY OF THE PROPERTY OWNER TO MAINTAIN DRIVE LANES FOR EMERGENCY VEHICLE INGRESS AND EGRESS, INCLUDING SNOW REMOVAL.

BASIS OF BEARINGS:
THE EAST LINE OF THE SOUTHWEST QUARTER OF SECTION 22, TOWNSHIP 7 SOUTH, RANGE 67 WEST OF THE SIXTH PRINCIPAL MERIDIAN BEING NORTH 00° 05' 15" EAST, A DISTANCE OF 2705.77 FEET WITH THE SOUTH 1/4 CORNER OF SAID SECTION 22 BEING MONUMENTED BY A NO. 6 REBAR W/ 3-1/4" ALUMINUM CAP STAMPED "AZTEC CONSULTANTS PLS 38064 2016" IN A MONUMENT BOX AND THE CENTER QUARTER CORNER OF SAID SECTION 22 BEING MONUMENTED BY A NO. 6 REBAR W/ 2-1/2" ALUMINUM CAP STAMPED "LS 6935 1992"

OWNERSHIP CERTIFICATION
THE UNDERSIGNED ARE ALL THE OWNERS OF CERTAIN LANDS IN THE TOWN OF CASTLE ROCK, COUNTY OF DOUGLAS AND STATE OF COLORADO DESCRIBED HEREIN.
ALPINE CURRANT, LLC, A COLORADO LIMITED LIABILITY COMPANY, BY: PROMENADE CASTLE ROCK, LLC, A DELAWARE LIMITED LIABILITY COMPANY, ITS MANAGING MEMBER
BY: ALBERTA CASTLE ROCK MANAGEMENT, LLC, A COLORADO LIMITED LIABILITY COMPANY, ITS MANAGER
NAME: DONALD G. PROVOST, MANAGER
SIGNED THIS 3 DAY OF July, 2018
NOTARY BLOCK
SUBSCRIBED AND SWORN TO BEFORE ME THIS 3 DAY OF July, 2018
BY DONALD G. PROVOST, AS MANAGER OF ALBERTA CASTLE ROCK MANAGEMENT, LLC, A COLORADO LIMITED LIABILITY COMPANY, MANAGER OF PROMENADE CASTLE ROCK, LLC, A DELAWARE LIMITED LIABILITY COMPANY, AS MANAGING MEMBER OF A COLORADO LIMITED LIABILITY COMPANY.
WITNESS MY HAND AND OFFICIAL SEAL.
MICHELLE SANCHEZ
Notary Public - State of Colorado
Notary ID: 20174024199
My Commission Expires Jun 7, 2021

OWNERSHIP CERTIFICATION
THE UNDERSIGNED ARE ALL THE OWNERS OF CERTAIN LANDS IN THE TOWN OF CASTLE ROCK, COUNTY OF DOUGLAS AND STATE OF COLORADO DESCRIBED HEREIN.
AMUR MAPLE, LLC, A COLORADO LIMITED LIABILITY COMPANY, BY: PROMENADE CASTLE ROCK, LLC, A DELAWARE LIMITED LIABILITY COMPANY, ITS MANAGING MEMBER
BY: ALBERTA CASTLE ROCK MANAGEMENT, LLC, A COLORADO LIMITED LIABILITY COMPANY, ITS MANAGER
NAME: DONALD G. PROVOST, MANAGER
SIGNED THIS 3 DAY OF July, 2018
NOTARY BLOCK
SUBSCRIBED AND SWORN TO BEFORE ME THIS 3 DAY OF July, 2018
BY DONALD G. PROVOST, AS MANAGER OF ALBERTA CASTLE ROCK MANAGEMENT, LLC, A COLORADO LIMITED LIABILITY COMPANY, MANAGER OF PROMENADE CASTLE ROCK, LLC, A DELAWARE LIMITED LIABILITY COMPANY, AS MANAGING MEMBER OF A COLORADO LIMITED LIABILITY COMPANY.
WITNESS MY HAND AND OFFICIAL SEAL.
MICHELLE SANCHEZ
Notary Public - State of Colorado
Notary ID: 20174024199
My Commission Expires Jun 7, 2021

OWNERSHIP CERTIFICATION
THE UNDERSIGNED ARE ALL THE OWNERS OF CERTAIN LANDS IN THE TOWN OF CASTLE ROCK, COUNTY OF DOUGLAS AND STATE OF COLORADO DESCRIBED HEREIN.
AUSTRIAN PINE, LLC, A COLORADO LIMITED LIABILITY COMPANY, BY: PROMENADE CASTLE ROCK, LLC, A DELAWARE LIMITED LIABILITY COMPANY, ITS MANAGING MEMBER
BY: ALBERTA CASTLE ROCK MANAGEMENT, LLC, A COLORADO LIMITED LIABILITY COMPANY, ITS MANAGER
NAME: DONALD G. PROVOST, MANAGER
SIGNED THIS 3 DAY OF July, 2018
NOTARY BLOCK
SUBSCRIBED AND SWORN TO BEFORE ME THIS 3 DAY OF July, 2018
BY DONALD G. PROVOST, AS MANAGER OF ALBERTA CASTLE ROCK MANAGEMENT, LLC, A COLORADO LIMITED LIABILITY COMPANY, MANAGER OF PROMENADE CASTLE ROCK, LLC, A DELAWARE LIMITED LIABILITY COMPANY, AS MANAGING MEMBER OF A COLORADO LIMITED LIABILITY COMPANY.
WITNESS MY HAND AND OFFICIAL SEAL.
MICHELLE SANCHEZ
Notary Public - State of Colorado
Notary ID: 20174024199
My Commission Expires Jun 7, 2021

OWNERSHIP CERTIFICATION
THE UNDERSIGNED ARE ALL THE OWNERS OF CERTAIN LANDS IN THE TOWN OF CASTLE ROCK, COUNTY OF DOUGLAS AND STATE OF COLORADO DESCRIBED HEREIN.
AUTUMN BRILLIANCE SERVICEBERRY, LLC, A COLORADO LIMITED LIABILITY COMPANY, BY: PROMENADE CASTLE ROCK, LLC, A DELAWARE LIMITED LIABILITY COMPANY, ITS MANAGING MEMBER
BY: ALBERTA CASTLE ROCK MANAGEMENT, LLC, A COLORADO LIMITED LIABILITY COMPANY, ITS MANAGER
NAME: DONALD G. PROVOST, MANAGER
SIGNED THIS 3 DAY OF July, 2018
NOTARY BLOCK
SUBSCRIBED AND SWORN TO BEFORE ME THIS 3 DAY OF July, 2018
BY DONALD G. PROVOST, AS MANAGER OF ALBERTA CASTLE ROCK MANAGEMENT, LLC, A COLORADO LIMITED LIABILITY COMPANY, MANAGER OF PROMENADE CASTLE ROCK, LLC, A DELAWARE LIMITED LIABILITY COMPANY, AS MANAGING MEMBER OF A COLORADO LIMITED LIABILITY COMPANY.
WITNESS MY HAND AND OFFICIAL SEAL.
MICHELLE SANCHEZ
Notary Public - State of Colorado
Notary ID: 20174024199
My Commission Expires Jun 7, 2021

OWNERSHIP CERTIFICATION
THE UNDERSIGNED ARE ALL THE OWNERS OF CERTAIN LANDS IN THE TOWN OF CASTLE ROCK, COUNTY OF DOUGLAS AND STATE OF COLORADO DESCRIBED HEREIN.
ADAMS NEEDLE, LLC, A COLORADO LIMITED LIABILITY COMPANY, BY: PROMENADE CASTLE ROCK, LLC, A DELAWARE LIMITED LIABILITY COMPANY, ITS MANAGING MEMBER
BY: ALBERTA CASTLE ROCK MANAGEMENT, LLC, A COLORADO LIMITED LIABILITY COMPANY, ITS MANAGER
NAME: DONALD G. PROVOST, MANAGER
SIGNED THIS 3 DAY OF July, 2018
NOTARY BLOCK
SUBSCRIBED AND SWORN TO BEFORE ME THIS 3 DAY OF July, 2018
BY DONALD G. PROVOST, AS MANAGER OF ALBERTA CASTLE ROCK MANAGEMENT, LLC, A COLORADO LIMITED LIABILITY COMPANY, MANAGER OF PROMENADE CASTLE ROCK, LLC, A DELAWARE LIMITED LIABILITY COMPANY, AS MANAGING MEMBER OF A COLORADO LIMITED LIABILITY COMPANY.
WITNESS MY HAND AND OFFICIAL SEAL.
MICHELLE SANCHEZ
Notary Public - State of Colorado
Notary ID: 20174024199
My Commission Expires Jun 7, 2021

OWNERSHIP CERTIFICATION
THE UNDERSIGNED ARE ALL THE OWNERS OF CERTAIN LANDS IN THE TOWN OF CASTLE ROCK, COUNTY OF DOUGLAS AND STATE OF COLORADO DESCRIBED HEREIN.
BY: ALBERTA CASTLE ROCK MANAGEMENT, LLC, A COLORADO LIMITED LIABILITY COMPANY, ITS MANAGER
NAME: DONALD G. PROVOST, MANAGER
SIGNED THIS 3 DAY OF July, 2018
NOTARY BLOCK
SUBSCRIBED AND SWORN TO BEFORE ME THIS 3 DAY OF July, 2018
BY DONALD G. PROVOST, AS MANAGER OF ALBERTA CASTLE ROCK MANAGEMENT, LLC, A COLORADO LIMITED LIABILITY COMPANY, MANAGER OF PROMENADE CASTLE ROCK, LLC, A DELAWARE LIMITED LIABILITY COMPANY, AS MANAGING MEMBER OF A COLORADO LIMITED LIABILITY COMPANY.
WITNESS MY HAND AND OFFICIAL SEAL.
MICHELLE SANCHEZ
Notary Public - State of Colorado
Notary ID: 20174024199
My Commission Expires Jun 7, 2021

OWNERSHIP CERTIFICATION
THE UNDERSIGNED ARE ALL THE OWNERS OF CERTAIN LANDS IN THE TOWN OF CASTLE ROCK, COUNTY OF DOUGLAS AND STATE OF COLORADO DESCRIBED HEREIN.
AUTUMN JOY SEDUM, LLC, A COLORADO LIMITED LIABILITY COMPANY, BY: PROMENADE CASTLE ROCK, LLC, A DELAWARE LIMITED LIABILITY COMPANY, ITS MANAGING MEMBER
BY: ALBERTA CASTLE ROCK MANAGEMENT, LLC, A COLORADO LIMITED LIABILITY COMPANY, ITS MANAGER
NAME: DONALD G. PROVOST, MANAGER
SIGNED THIS 3 DAY OF July, 2018
NOTARY BLOCK
SUBSCRIBED AND SWORN TO BEFORE ME THIS 3 DAY OF July, 2018
BY DONALD G. PROVOST, AS MANAGER OF ALBERTA CASTLE ROCK MANAGEMENT, LLC, A COLORADO LIMITED LIABILITY COMPANY, MANAGER OF PROMENADE CASTLE ROCK, LLC, A DELAWARE LIMITED LIABILITY COMPANY, AS MANAGING MEMBER OF A COLORADO LIMITED LIABILITY COMPANY.
WITNESS MY HAND AND OFFICIAL SEAL.
MICHELLE SANCHEZ
Notary Public - State of Colorado
Notary ID: 20174024199
My Commission Expires Jun 7, 2021

OWNERSHIP CERTIFICATION
THE UNDERSIGNED ARE ALL THE OWNERS OF CERTAIN LANDS IN THE TOWN OF CASTLE ROCK, COUNTY OF DOUGLAS AND STATE OF COLORADO DESCRIBED HEREIN.
BY: ALBERTA CASTLE ROCK MANAGEMENT, LLC, A COLORADO LIMITED LIABILITY COMPANY, ITS MANAGER
NAME: DONALD G. PROVOST, MANAGER
SIGNED THIS 3 DAY OF July, 2018
NOTARY BLOCK
SUBSCRIBED AND SWORN TO BEFORE ME THIS 3 DAY OF July, 2018
BY DONALD G. PROVOST, AS MANAGER OF ALBERTA CASTLE ROCK MANAGEMENT, LLC, A COLORADO LIMITED LIABILITY COMPANY, MANAGER OF PROMENADE CASTLE ROCK, LLC, A DELAWARE LIMITED LIABILITY COMPANY, AS MANAGING MEMBER OF A COLORADO LIMITED LIABILITY COMPANY.
WITNESS MY HAND AND OFFICIAL SEAL.
MICHELLE SANCHEZ
Notary Public - State of Colorado
Notary ID: 20174024199
My Commission Expires Jun 7, 2021

OWNERSHIP CERTIFICATION
THE UNDERSIGNED ARE ALL THE OWNERS OF CERTAIN LANDS IN THE TOWN OF CASTLE ROCK, COUNTY OF DOUGLAS AND STATE OF COLORADO DESCRIBED HEREIN.
MICHAEL MARSH
SIGNED THIS 22 DAY OF June, 2018
NOTARY BLOCK
SUBSCRIBED AND SWORN TO BEFORE ME THIS 22 DAY OF June, 2018
BY MICHAEL MARSH
WITNESS MY HAND AND OFFICIAL SEAL.
MICHELLE SANCHEZ
Notary Public - State of Colorado
Notary ID: 20174024199
My Commission Expires Jun 7, 2021

OWNERSHIP CERTIFICATION
THE UNDERSIGNED ARE ALL THE OWNERS OF CERTAIN LANDS IN THE TOWN OF CASTLE ROCK, COUNTY OF DOUGLAS AND STATE OF COLORADO DESCRIBED HEREIN.
KIMBERLY MARSH
SIGNED THIS 22 DAY OF June, 2018
NOTARY BLOCK
SUBSCRIBED AND SWORN TO BEFORE ME THIS 22 DAY OF June, 2018
BY KIMBERLY MARSH
WITNESS MY HAND AND OFFICIAL SEAL.
MICHELLE SANCHEZ
Notary Public - State of Colorado
Notary ID: 20174024199
My Commission Expires Jun 7, 2021

OWNERSHIP CERTIFICATION
THE UNDERSIGNED ARE ALL THE OWNERS OF CERTAIN LANDS IN THE TOWN OF CASTLE ROCK, COUNTY OF DOUGLAS AND STATE OF COLORADO DESCRIBED HEREIN.
MARISA MARSH
SIGNED THIS 22 DAY OF June, 2018
NOTARY BLOCK
SUBSCRIBED AND SWORN TO BEFORE ME THIS 22 DAY OF June, 2018
BY MARISA MARSH
WITNESS MY HAND AND OFFICIAL SEAL.
MICHELLE SANCHEZ
Notary Public - State of Colorado
Notary ID: 20174024199
My Commission Expires Jun 7, 2021

OWNERSHIP CERTIFICATION
THE UNDERSIGNED ARE ALL THE OWNERS OF CERTAIN LANDS IN THE TOWN OF CASTLE ROCK, COUNTY OF DOUGLAS AND STATE OF COLORADO DESCRIBED HEREIN.
KIPPER MARSH
SIGNED THIS 22 DAY OF June, 2018
NOTARY BLOCK
SUBSCRIBED AND SWORN TO BEFORE ME THIS 22 DAY OF June, 2018
BY KIPPER MARSH
WITNESS MY HAND AND OFFICIAL SEAL.
MICHELLE SANCHEZ
Notary Public - State of Colorado
Notary ID: 20174024199
My Commission Expires Jun 7, 2021

LIENHOLDER SUBORDINATION CERTIFICATE
THE UNDERSIGNED ARE ALL THE MORTGAGEES AND LIENHOLDERS OF CERTAIN LANDS IN THE TOWN OF CASTLE ROCK, COUNTY OF DOUGLAS AND STATE OF COLORADO DESCRIBED HEREON. THE UNDERSIGNED BENEFACTORY OF THE LIEN CREATED BY THE INSTRUMENT RECORDED DECEMBER 23, 2015 AT RECEPTION NOS. 2015091221, 2015091222, 2015091223, 2015091225, 2015091226, AND 2015091227, DOUGLAS COUNTY, COLORADO, SUBORDINATES THE SUBJECT LIEN TO THE TERMS, CONDITIONS AND RESTRICTIONS OF THIS DOCUMENT.
MICHAEL MARSH
SIGNED THIS 22 DAY OF June, 2018
NOTARY BLOCK
SUBSCRIBED AND SWORN TO BEFORE ME THIS 22 DAY OF June, 2018
BY MICHAEL MARSH
WITNESS MY HAND AND OFFICIAL SEAL.
MICHELLE SANCHEZ
Notary Public - State of Colorado
Notary ID: 20174024199
My Commission Expires Jun 7, 2021

LIENHOLDER SUBORDINATION CERTIFICATE
THE UNDERSIGNED ARE ALL THE MORTGAGEES AND LIENHOLDERS OF CERTAIN LANDS IN THE TOWN OF CASTLE ROCK, COUNTY OF DOUGLAS AND STATE OF COLORADO DESCRIBED HEREON. THE UNDERSIGNED BENEFACTORY OF THE LIEN CREATED BY THE INSTRUMENT RECORDED FEBRUARY 23, 2018 AT RECEPTION NO. 2018010710, DOUGLAS COUNTY, COLORADO, SUBORDINATES THE SUBJECT LIEN TO THE TERMS, CONDITIONS AND RESTRICTIONS OF THIS DOCUMENT.
MICHAEL MARSH
SIGNED THIS 22 DAY OF June, 2018
NOTARY BLOCK
SUBSCRIBED AND SWORN TO BEFORE ME THIS 22 DAY OF June, 2018
BY MICHAEL MARSH
WITNESS MY HAND AND OFFICIAL SEAL.
MICHELLE SANCHEZ
Notary Public - State of Colorado
Notary ID: 20174024199
My Commission Expires Jun 7, 2021

LIENHOLDER SUBORDINATION CERTIFICATE
THE UNDERSIGNED ARE ALL THE MORTGAGEES AND LIENHOLDERS OF CERTAIN LANDS IN THE TOWN OF CASTLE ROCK, COUNTY OF DOUGLAS AND STATE OF COLORADO DESCRIBED HEREON. THE UNDERSIGNED BENEFACTORY OF THE LIEN CREATED BY THE INSTRUMENT RECORDED FEBRUARY 23, 2018 AT RECEPTION NO. 2018010710, DOUGLAS COUNTY, COLORADO, SUBORDINATES THE SUBJECT LIEN TO THE TERMS, CONDITIONS AND RESTRICTIONS OF THIS DOCUMENT.
MICHAEL MARSH
SIGNED THIS 22 DAY OF June, 2018
NOTARY BLOCK
SUBSCRIBED AND SWORN TO BEFORE ME THIS 22 DAY OF June, 2018
BY MICHAEL MARSH
WITNESS MY HAND AND OFFICIAL SEAL.
MICHELLE SANCHEZ
Notary Public - State of Colorado
Notary ID: 20174024199
My Commission Expires Jun 7, 2021

LIENHOLDER SUBORDINATION CERTIFICATE
THE UNDERSIGNED ARE ALL THE MORTGAGEES AND LIENHOLDERS OF CERTAIN LANDS IN THE TOWN OF CASTLE ROCK, COUNTY OF DOUGLAS AND STATE OF COLORADO DESCRIBED HEREON. THE UNDERSIGNED BENEFACTORY OF THE LIEN CREATED BY THE INSTRUMENT RECORDED FEBRUARY 23, 2018 AT RECEPTION NO. 2018010710, DOUGLAS COUNTY, COLORADO, SUBORDINATES THE SUBJECT LIEN TO THE TERMS, CONDITIONS AND RESTRICTIONS OF THIS DOCUMENT.
MICHAEL MARSH
SIGNED THIS 22 DAY OF June, 2018
NOTARY BLOCK
SUBSCRIBED AND SWORN TO BEFORE ME THIS 22 DAY OF June, 2018
BY MICHAEL MARSH
WITNESS MY HAND AND OFFICIAL SEAL.
MICHELLE SANCHEZ
Notary Public - State of Colorado
Notary ID: 20174024199
My Commission Expires Jun 7, 2021

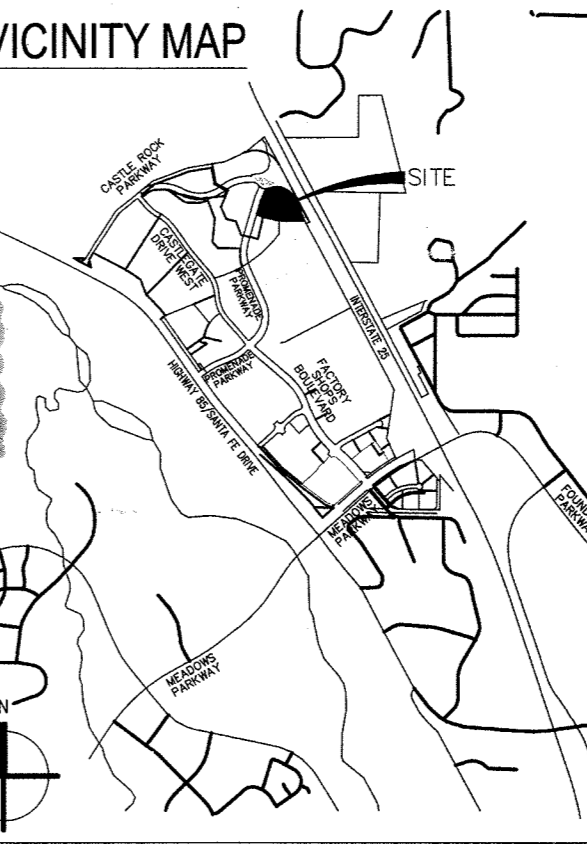
LIENHOLDER SUBORDINATION CERTIFICATE
THE UNDERSIGNED ARE ALL THE MORTGAGEES AND LIENHOLDERS OF CERTAIN LANDS IN THE TOWN OF CASTLE ROCK, COUNTY OF DOUGLAS AND STATE OF COLORADO DESCRIBED HEREON. THE UNDERSIGNED BENEFACTORY OF THE LIEN CREATED BY THE INSTRUMENT RECORDED DECEMBER 23, 2015 AT RECEPTION NOS. 2015091221, 2015091222, 2015091223, 2015091225, 2015091226, AND 2015091227, DOUGLAS COUNTY, COLORADO, SUBORDINATES THE SUBJECT LIEN TO THE TERMS, CONDITIONS AND RESTRICTIONS OF THIS DOCUMENT.
CIBC BANK USA, AN ILLINOIS BANKING CORPORATION, F/K/A THE PRIVATE BANK AND TRUST
SIGNED THIS 5 DAY OF July, 2018
NOTARY BLOCK
SUBSCRIBED AND SWORN TO BEFORE ME THIS 5 DAY OF July, 2018
BY JANE KACHADURIAN AS Managing Director
CIBC BANK USA.
WITNESS MY HAND AND OFFICIAL SEAL.
MICHELLE SANCHEZ
Notary Public - State of Colorado
Notary ID: 20174024199
My Commission Expires Jun 7, 2021

LIENHOLDER SUBORDINATION CERTIFICATE
THE UNDERSIGNED ARE ALL THE MORTGAGEES AND LIENHOLDERS OF CERTAIN LANDS IN THE TOWN OF CASTLE ROCK, COUNTY OF DOUGLAS AND STATE OF COLORADO DESCRIBED HEREON. THE UNDERSIGNED BENEFACTORY OF THE LIEN CREATED BY THE INSTRUMENT RECORDED FEBRUARY 23, 2018 AT RECEPTION NO. 2018010710, DOUGLAS COUNTY, COLORADO, SUBORDINATES THE SUBJECT LIEN TO THE TERMS, CONDITIONS AND RESTRICTIONS OF THIS DOCUMENT.
CORNHUSKER BANK
SIGNED THIS 28 DAY OF June, 2018
NOTARY BLOCK
SUBSCRIBED AND SWORN TO BEFORE ME THIS 28 DAY OF June, 2018
BY Kevin Deaver as EVP
CORNHUSKER BANK.
NOTARY PUBLIC
MY COMMISSION EXPIRES: March 20, 2019
WITNESS MY HAND AND OFFICIAL SEAL.
MICHELLE SANCHEZ
Notary Public - State of Colorado
Notary ID: 20174024199
My Commission Expires Jun 7, 2021

TITLE CERTIFICATION
I, Scott Bennetts, AN AUTHORIZED REPRESENTATIVE OF LAND TITLE GUARANTEE COMPANY, A TITLE COMPANY LICENSED TO DO BUSINESS IN THE STATE OF COLORADO, HAVE MADE AN EXAMINATION OF THE PUBLIC RECORDS AND STATE THAT ALL OWNERS, MORTGAGEES AND LIENHOLDERS OF THE PROPERTY ARE LISTED IN THE CERTIFICATE OF OWNERSHIP AND LIENHOLDER SUBORDINATION CERTIFICATE
SIGNED THIS 30 DAY OF May, 2018
NOTARY BLOCK
SUBSCRIBED AND SWORN TO BEFORE ME THIS 30 DAY OF May, 2018
BY Scott Bennetts
WITNESS MY HAND AND OFFICIAL SEAL.
MICHELLE SANCHEZ
Notary Public - State of Colorado
Notary ID: 20174024199
My Commission Expires Jun 7, 2021

TITLE CERTIFICATION
I, DEREK S. BROWN, A REGISTERED PROFESSIONAL LAND SURVEYOR IN THE STATE OF COLORADO, DO HEREBY CERTIFY THAT THE SURVEY AND LEGAL DESCRIPTION REPRESENTED BY THIS SITE DEVELOPMENT PLAN AMENDMENT WAS MADE UNDER MY SUPERVISION AND THE MONUMENTS SHOWN THEREON ACTUALLY EXIST AND THIS SITE DEVELOPMENT PLAN AMENDMENT ACCURATELY REPRESENTS THAT SURVEY.
DEREK S. BROWN, PLS NO. 38064
COLORADO LICENSED PROFESSIONAL LAND SURVEYOR FOR AND ON BEHALF OF AZTEC CONSULTANTS, INC.
300 E. MINERAL AVE., SUITE 1
LITTLETON, COLORADO 80122
PHONE: (303) 713-1898
WITNESS MY HAND AND OFFICIAL SEAL.
TERESA ANN HESS
NOTARY PUBLIC
STATE OF COLORADO
NOTARY ID: 201706086
My Commission Expires January 2, 2022

PURPOSE STATEMENT
THE PURPOSE OF THIS AMENDMENT IS TO UPDATE THE SDP TO INCORPORATE THE FOLLOWING APPROVED FIELD CHANGE ORDERS:
FCO15-0094
FCO16-0076
FCO17-0050
FCO17-0113



CIVIL ENGINEER'S STATEMENT
I, John Lovaglio, BEING A REGISTERED PROFESSIONAL ENGINEER IN THE STATE OF COLORADO, HEREBY ATTEST THAT ALL GRADING, UTILITY AND DRAINAGE IMPROVEMENTS IDENTIFIED ON THIS DEVELOPMENT PLAN AMENDMENT HAVE BEEN DESIGNATED AND ENGINEERED IN CONFORMANCE WITH ALL TOWN OF CASTLE ROCK PUBLIC WORKS CONSTRUCTION STANDARDS.
REGISTERED PROFESSIONAL ENGINEER DATE 7/3/2018
WITNESS MY HAND AND OFFICIAL SEAL.
MICHELLE SANCHEZ
Notary Public - State of Colorado
Notary ID: 20174024199
My Commission Expires Jun 7, 2021

DOUGLAS COUNTY CLERK AND RECORDER'S CERTIFICATE
THIS SITE DEVELOPMENT PLAN AMENDMENT WAS FILED FOR RECORD IN THE OFFICE OF THE COUNTY CLERK AND RECORDER OF DOUGLAS COUNTY AT 1:21 PM ON THE 9th DAY OF July, 2018, AT RECEPTION NO. 2018041022
DOUGLAS COUNTY CLERK AND RECORDER
BY: Kristy Mauer
DEPUTY
WITNESS MY HAND AND OFFICIAL SEAL.
MICHELLE SANCHEZ
Notary Public - State of Colorado
Notary ID: 20174024199
My Commission Expires Jun 7, 2021

STATEMENT OF DIRECTOR OF DEVELOPMENT SERVICES APPROVAL
THIS SITE DEVELOPMENT PLAN AMENDMENT WAS APPROVED BY THE DIRECTOR OF DEVELOPMENT SERVICES OF THE TOWN OF CASTLE ROCK, COLORADO ON THE 22nd DAY OF July, 2018
DIRECTOR OF DEVELOPMENT SERVICES
WITNESS MY HAND AND OFFICIAL SEAL.
MICHELLE SANCHEZ
Notary Public - State of Colorado
Notary ID: 20174024199
My Commission Expires Jun 7, 2021

BENCH MARK
(KK1334) BRASS DISK IN THE CENTER OF THE EAST END OF A 10' BY 15' EXPOSED AREA OF OUTCROPPING BEDROCK, 148' EAST OF THE NEAR RAIL, 50.9' WEST OF THE CENTERLINE OF COUNTY ROAD 25, 0.7' WEST OF THE EAST EDGE OF OUTCROP, AND EAST OF THE EXTENDED CENTER OF INTERSTATE 25 EXIST 182, 10' BELOW THE ROAD, AND 1 FT NORTH OF A FIBERGLASS WITNESS POST. DATUM=NAVD88 ELEVATION=9222.12
WITNESS MY HAND AND OFFICIAL SEAL.
MICHELLE SANCHEZ
Notary Public - State of Colorado
Notary ID: 20174024199
My Commission Expires Jun 7, 2021

SURVEYOR'S CERTIFICATE
I, DEREK S. BROWN, A REGISTERED PROFESSIONAL LAND SURVEYOR IN THE STATE OF COLORADO, DO HEREBY CERTIFY THAT THE SURVEY AND LEGAL DESCRIPTION REPRESENTED BY THIS SITE DEVELOPMENT PLAN AMENDMENT WAS MADE UNDER MY SUPERVISION AND THE MONUMENTS SHOWN THEREON ACTUALLY EXIST AND THIS SITE DEVELOPMENT PLAN AMENDMENT ACCURATELY REPRESENTS THAT SURVEY.
DEREK S. BROWN, PLS NO. 38064
COLORADO LICENSED PROFESSIONAL LAND SURVEYOR FOR AND ON BEHALF OF AZTEC CONSULTANTS, INC.
300 E. MINERAL AVE., SUITE 1
LITTLETON, COLORADO 80122
PHONE: (303) 713-1898
WITNESS MY HAND AND OFFICIAL SEAL.
TERESA ANN HESS
NOTARY PUBLIC
STATE OF COLORADO
NOTARY ID: 201706086
My Commission Expires January 2, 2022

SHEET INDEX

1 OF 24	COVER SHEET / GENERAL NOTES
2 OF 24	SITE PLAN
3 OF 24	UTILITY PLAN
4 OF 24	GRADING PLAN
5 OF 24	OVERALL LANDSCAPE PLAN / NOTES
6 OF 24	LANDSCAPE PLAN
7 OF 24	LANDSCAPE PLAN
8 OF 24	LANDSCAPE PLAN
9 OF 24	LANDSCAPE PLAN
10 OF 24	LANDSCAPE PLAN
11 OF 24	LANDSCAPE LEGEND / CITY CALCS
12 OF 24	LANDSCAPE DETAILS / SITE AMENITIES
13 OF 24	EXTERIOR ELEVATIONS - OVERALL
14 OF 24	EXTERIOR ELEVATIONS - A1
15 OF 24	EXTERIOR ELEVATIONS - A2
16 OF 24	EXTERIOR ELEVATIONS - A3
17 OF 24	EXTERIOR ELEVATIONS - A4
18 OF 24	EXTERIOR ELEVATIONS - A5
19 OF 24	EXTERIOR ELEVATIONS - 1B
20 OF 24	EXTERIOR ELEVATIONS - 1C
21 OF 24	EXTERIOR ELEVATIONS - 1C
22 OF 24	GENERAL LIGHTING PLAN
23 OF 24	LIGHTING CUT SHEET
24 OF 24	LIGHTING CUT SHEET

PROJECT TEAM

DEVELOPER:
PROMENADE CASTLE ROCK, LLC
5750 DTC PARKWAY, SUITE 210
GREENWOOD VILLAGE, CO 80111
TEL: (303) 771-4004

ARCHITECT:
GALLOWAY & COMPANY, LLC
6162 S. WILLOW DRIVE, SUITE 320
GREENWOOD VILLAGE, CO 80111
TEL: (303) 770-8884

LIGHTING ENGINEER:
GALLOWAY & COMPANY, LLC
6162 S. WILLOW DRIVE, SUITE 320
GREENWOOD VILLAGE, CO 80111
TEL: (303) 770-8884

DOUGLAS COUNTY CLERK AND RECORDER'S CERTIFICATE
THIS SITE DEVELOPMENT PLAN AMENDMENT WAS FILED FOR RECORD IN THE OFFICE OF THE COUNTY CLERK AND RECORDER OF DOUGLAS COUNTY AT 1:21 PM ON THE 9th DAY OF July, 2018, AT RECEPTION NO. 2018041022
DOUGLAS COUNTY CLERK AND RECORDER
BY: Kristy Mauer
DEPUTY
WITNESS MY HAND AND OFFICIAL SEAL.
MICHELLE SANCHEZ
Notary Public - State of Colorado
Notary ID: 20174024199
My Commission Expires Jun 7, 2021

STATEMENT OF DIRECTOR OF DEVELOPMENT SERVICES APPROVAL
THIS SITE DEVELOPMENT PLAN AMENDMENT WAS APPROVED BY THE DIRECTOR OF DEVELOPMENT SERVICES OF THE TOWN OF CASTLE ROCK, COLORADO ON THE 22nd DAY OF July, 2018
DIRECTOR OF DEVELOPMENT SERVICES
WITNESS MY HAND AND OFFICIAL SEAL.
MICHELLE SANCHEZ
Notary Public - State of Colorado
Notary ID: 20174024199
My Commission Expires Jun 7, 2021

WATER RIGHTS DEDICATION AGREEMENT
THE PROVISION OF MUNICIPAL WATER TO THIS SUBDIVISION IS SUBJECT TO THE TERMS AND CONDITIONS OF THE PROMENADE AT CASTLE ROCK DEVELOPMENT AGREEMENT RECORDED ON THE 22ND DAY OF JULY, 2015 AT RECEPTION NO. 2015051492, OF THE DOUGLAS COUNTY, COLORADO RECORDS.
WITNESS MY HAND AND OFFICIAL SEAL.
MICHELLE SANCHEZ
Notary Public - State of Colorado
Notary ID: 20174024199
My Commission Expires Jun 7, 2021

BENCH MARK
(KK1334) BRASS DISK IN THE CENTER OF THE EAST END OF A 10' BY 15' EXPOSED AREA OF OUTCROPPING BEDROCK, 148' EAST OF THE NEAR RAIL, 50.9' WEST OF THE CENTERLINE OF COUNTY ROAD 25, 0.7' WEST OF THE EAST EDGE OF OUTCROP, AND EAST OF THE EXTENDED CENTER OF INTERSTATE 25 EXIST 182, 10' BELOW THE ROAD, AND 1 FT NORTH OF A FIBERGLASS WITNESS POST. DATUM=NAVD88 ELEVATION=9222.12
WITNESS MY HAND AND OFFICIAL SEAL.
MICHELLE SANCHEZ
Notary Public - State of Colorado
Notary ID: 20174024199
My Commission Expires Jun 7, 2021

SURVEYOR'S CERTIFICATE
I, DEREK S. BROWN, A REGISTERED PROFESSIONAL LAND SURVEYOR IN THE STATE OF COLORADO, DO HEREBY CERTIFY THAT THE SURVEY AND LEGAL DESCRIPTION REPRESENTED BY THIS SITE DEVELOPMENT PLAN AMENDMENT WAS MADE UNDER MY SUPERVISION AND THE MONUMENTS SHOWN THEREON ACTUALLY EXIST AND THIS SITE DEVELOPMENT PLAN AMENDMENT ACCURATELY REPRESENTS THAT SURVEY.
DEREK S. BROWN, PLS NO. 38064
COLORADO LICENSED PROFESSIONAL LAND SURVEYOR FOR AND ON BEHALF OF AZTEC CONSULTANTS, INC.
300 E. MINERAL AVE., SUITE 1
LITTLETON, COLORADO 80122
PHONE: (303) 713-1898
WITNESS MY HAND AND OFFICIAL SEAL.
TERESA ANN HESS
NOTARY PUBLIC
STATE OF COLORADO
NOTARY ID: 201706086
My Commission Expires January 2, 2022

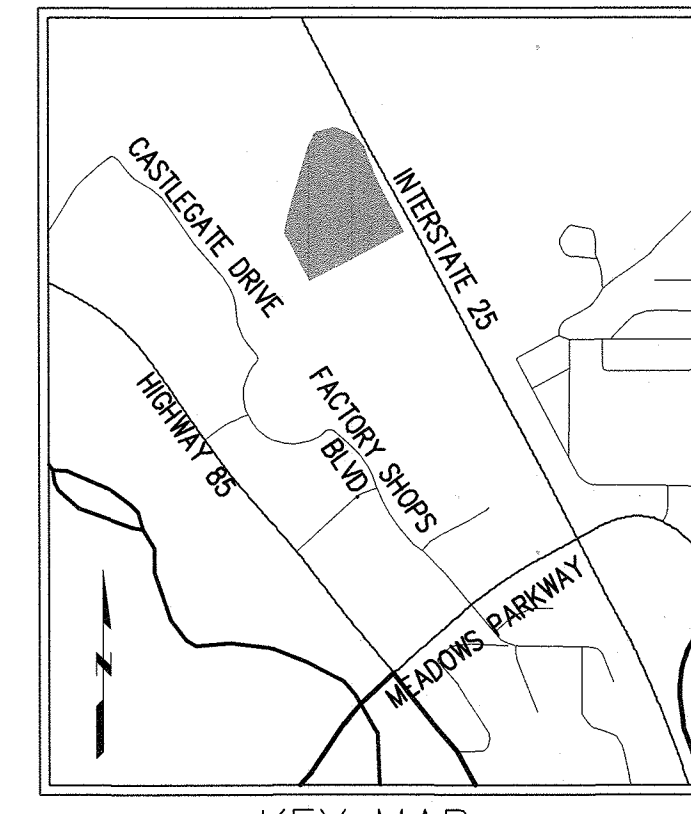
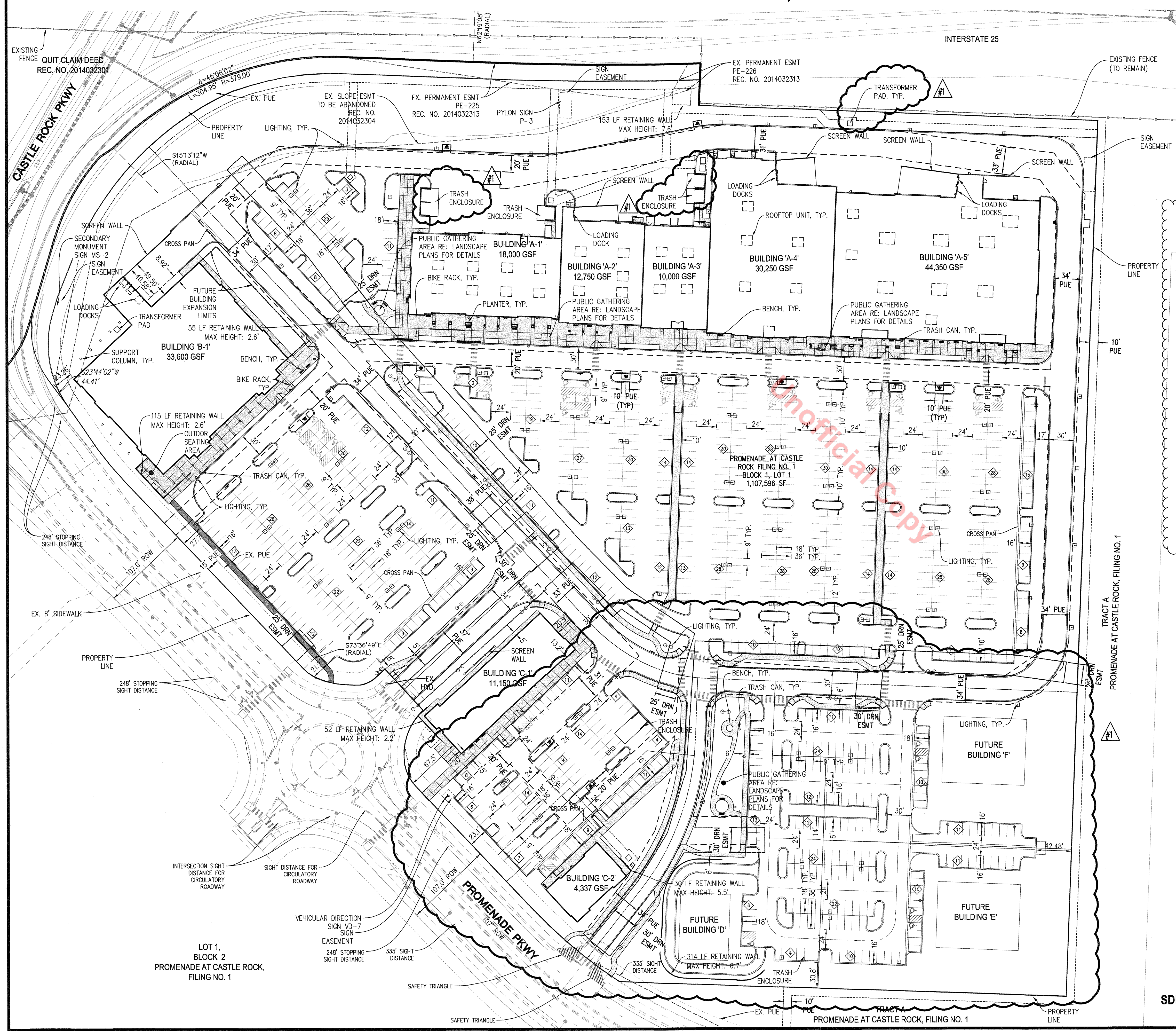
Date Issue / Description

02-14-18	SDP AMENDMENT
03-23-18	SDP AMENDMENT RESUBMITTAL
04-19-18	SDP AMENDMENT RESUBMITTAL

AMENDMENT NO. 2 TO SITE DEVELOPMENT PLAN FOR

LOT 1, BLOCK 1, PROMENADE AT CASTLE ROCK FILING NO. 1

LOCATED IN THE SOUTH 1/2 OF SECTION 22 AND THE NORTH 1/2 OF SECTION 27, TOWNSHIP 7 SOUTH, RANGE 67 WEST OF THE 6TH PRINCIPAL MERIDIAN
 COUNTY OF DOUGLAS, STATE OF COLORADO



LAND USE SUMMARY TABLE

MAXIMUM GROSS FLOOR AREA	25% ALLOWED	
EXISTING GROSS FLOOR AREA	115,350 S.F.	11.8% OF MAXIMUM ALLOWED BY PD (1,000,000 SF)
FUTURE GROSS FLOOR AREA	44,860 S.F.	4.5% OF MAXIMUM ALLOWED BY PD (1,000,000 SF)
BUILDING C-2 GROSS FLOOR AREA	4,337 S.F.	0.4% OF MAXIMUM ALLOWED BY PD (1,000,000 SF)
CUMULATIVE TOTAL GROSS FLOOR AREA	164,547 S.F.	16.4% OF MAXIMUM ALLOWED BY PD (1,000,000 SF)
MAXIMUM BUILDING HEIGHT	50 FEET ALLOWED	39 FEET PROPOSED

BUILDING SETBACKS	FRONT	15 FEET
	REAR	15 FEET
	SIDES	10 FEET
PARKING REQUIRED RETAIL	5 SPACES / 1000 GFA = 700 SPACES (85% OF BUILDING COVERAGE)	
PARKING REQUIRED RESTAURANT	10 SPACES / 1000 GFA = 247 SPACES (15% OF BUILDING COVERAGE)	
PARKING PROVIDED	6.6 SPACES / 1000 GFA = 1,122 SPACES (BLENDED FOR MULTI-USE DEVELOPMENT)	
ACCESSIBLE PARKING REQUIRED	22 SPACES TOTAL / 3 VAN ACCESSIBLE SPACES	
ACCESSIBLE PARKING PROVIDED	38 SPACES TOTAL / 24 VAN ACCESSIBLE SPACES	
BICYCLE PARKING REQUIRED	1122 PARKING SPACES x .05 = 57 BICYCLE SPACES REQUIRED	
BICYCLE PARKING PROVIDED	64 SPACES FOR EXISTING BUILDINGS / 4 SPACES FOR FUTURE BUILDINGS	
HARDSCAPE (INCLUDING SIDEWALKS)	667,600 SQ. FT. = 60.2%	
OPEN SPACE / LANDSCAPED AREA	255,396 SQ. FT. = 23.1%	

PARKING REQUIRED - BLDG. C2	5 SPACES / 1000 GFA = 22 SPACES REQUIRED
PARKING PROVIDED - SHARED W/ BLDG. C1	102 SPACES = 6.6 SPACES / 1000 GFA (BLENDED FOR MIXED USE DEVELOPMENT)
ACCESSIBLE PARKING REQUIRED - BLDG. C2	1 SPACES TOTAL / 1 VAN ACCESSIBLE SPACES
ACCESSIBLE PARKING PROVIDED - BLDG. C2	2 SPACES TOTAL / 2 VAN ACCESSIBLE SPACES
BICYCLE PARKING REQUIRED - SHARED W/ C1	102 PARKING SPACES = 4 BICYCLE SPACES REQUIRED
BICYCLE PARKING PROVIDED - SHARED W/ C1	8 SPACES PROVIDED AT C1 / 4 SPACES PROVIDED AT C2

TOTAL AREA	25,429 ACRES (1,107,596 SQ. FT.) = 100%
AREA LOT 4	2,346 ACRES (102,226.63 SQ. FT.) = 9.2% OF TOTAL

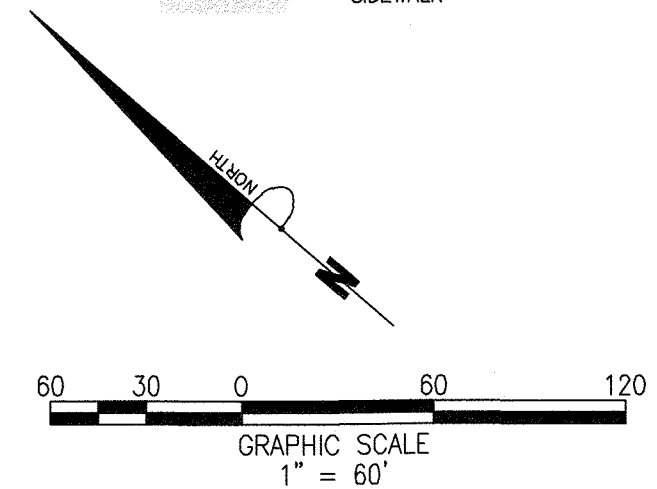
NOTE: FUTURE BUILDINGS D, E, F, ARE NOT INCLUDED IN THE CUMULATIVE TOTAL GROSS FLOOR AREA.

RETAINING WALL NOTE:
 ALL RETAINING WALLS TO BE STONE VENEER AND MATCH BUILDING MATERIALS.

SIGNAGE NOTE:
 SEE PROMENADE AT CASTLE ROCK SIGNAGE AND WAYFINDING PLAN FOR SIGNAGE DETAILS INCLUDING HEIGHT AND DIMENSIONS.

SITE LEGEND

- CURB & GUTTER
- FIRE HYDRANT
- STORM SEWER STRUCTURE
- HANDICAP RAMP
- RETAINING WALL
- HANDRAIL
- PROPOSED LOT LINE
- SIDEWALK



#	Date	Issue / Description
02-14-18		SDP AMENDMENT
03-23-18		SDP AMENDMENT RESUBMITTAL
04-19-18		SDP AMENDMENT RESUBMITTAL

Project No:
 Drawn By:
 Checked By:
 Date:
 Disk File:
 SHEET TITLE:

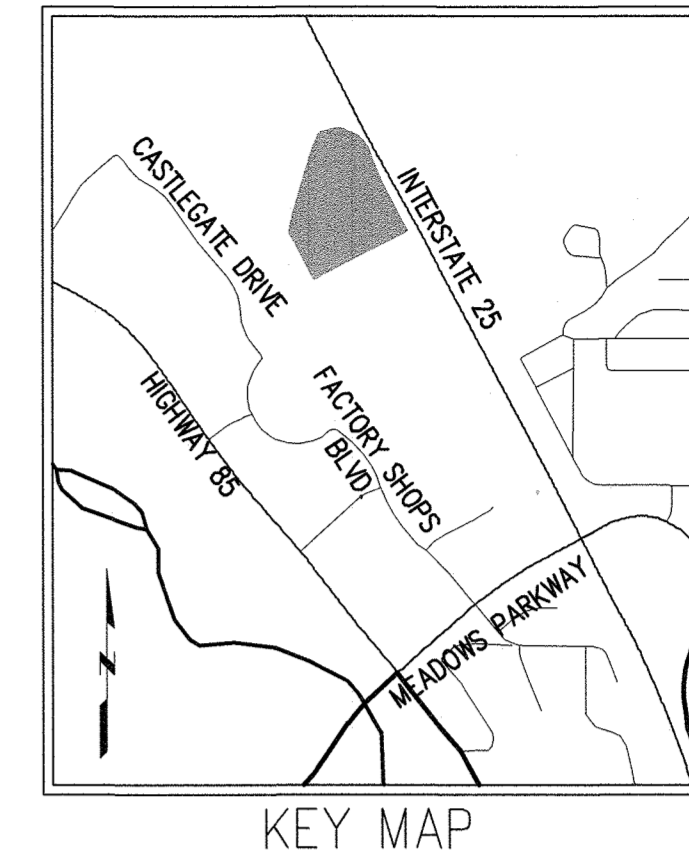
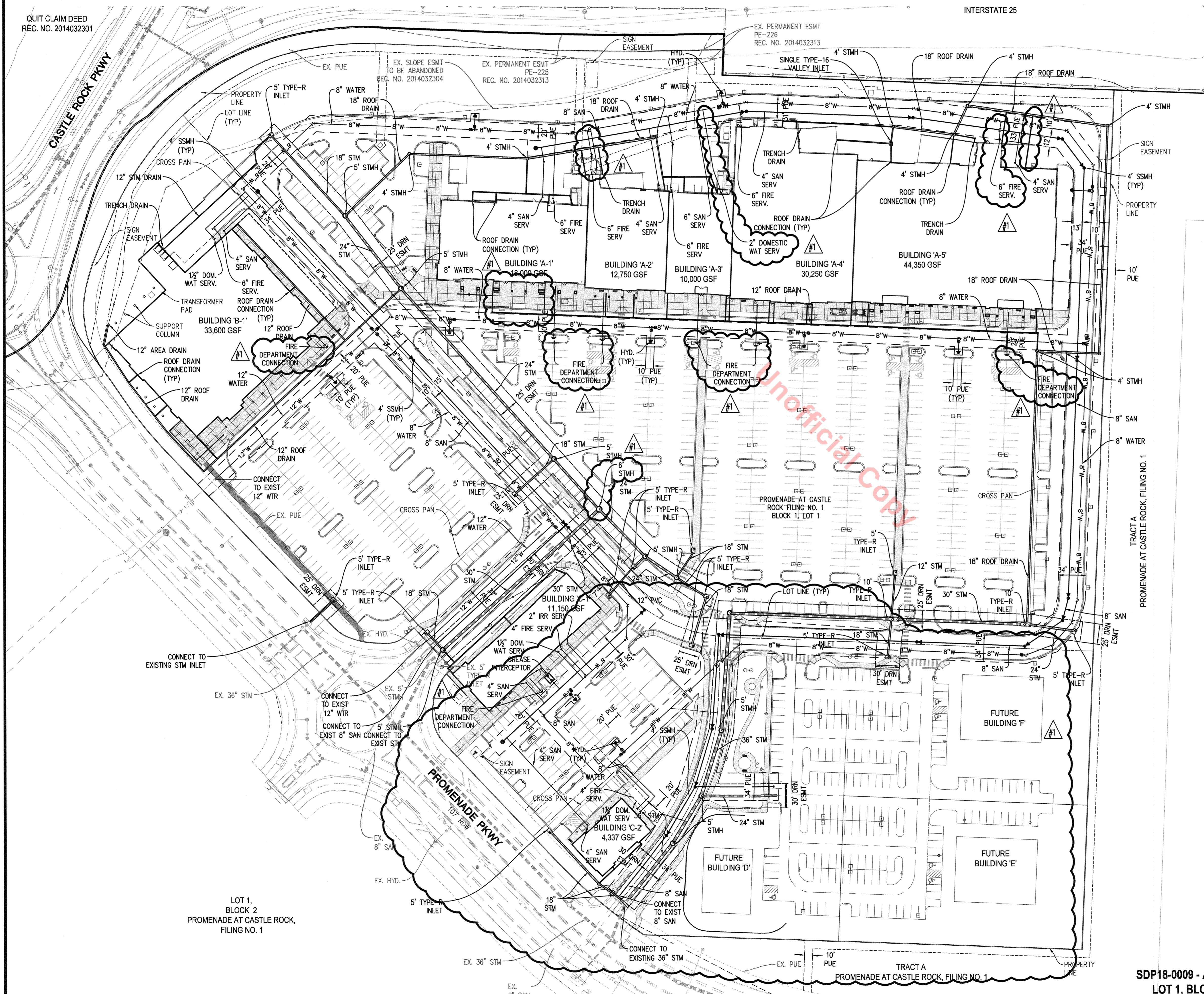

SITE PLAN

AMENDMENT NO. 2 TO SITE DEVELOPMENT PLAN FOR

LOT 1, BLOCK 1, PROMENADE AT CASTLE ROCK FILING NO. 1

LOCATED IN THE SOUTH 1/2 OF SECTION 22 AND THE NORTH 1/2 OF SECTION 27, TOWNSHIP 7 SOUTH, RANGE 67 WEST OF THE 6TH PRINCIPAL MERIDIAN
 COUNTY OF DOUGLAS, STATE OF COLORADO

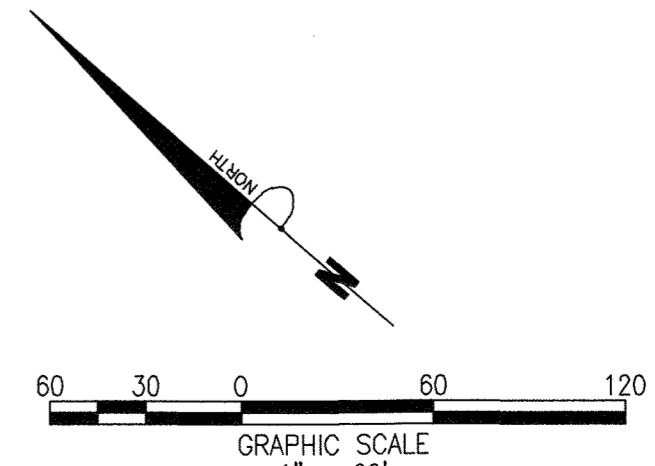
Galloway
 Planning, Architecture, Engineering,
 6162 S. Willow, Suite 320
 Greenwood Village, CO 80111
 303.770.8884 C
 303.770.3636 F
 www.gallowayUS.com
©2014 Galloway & Company, Inc. All Rights Reserved.



- UTILITY NOTES**
1. ALL PROPOSED EASEMENTS MUST BE RECORDED PRIOR TO ISSUANCE OF CONSTRUCTION PERMITS.
 2. THE MINIMUM SEPARATION BETWEEN WATERLINES, SANITARY SEWER AND STORM SEWER LINES IS 10 FEET.
 3. THE MINIMUM SEPARATION BETWEEN WATER SERVICE LINES IS 5 FEET.
 4. THIS SITE IS LOCATED WITHIN THE TOWN OF CASTLE ROCK YELLOW WATER PRESSURE ZONE.

UTILITY LEGEND

- CURB & GUTTER
- EXISTING WATER LINE W/ VALVE
- PROPOSED WATER LINE W/ VALVE
- FIRE HYDRANT
- EXISTING SANITARY SEWER MAIN
- PROPOSED SANITARY SEWER MAIN
- STORM DRAIN PIPE W/ MANHOLE
- STORM SEWER STRUCTURE
- RETAINING WALL



#	Date	Issue / Description
02-14-18		SDP AMENDMENT
03-23-18		SDP AMENDMENT RESUBMITTAL
04-19-18		SDP AMENDMENT RESUBMITTAL

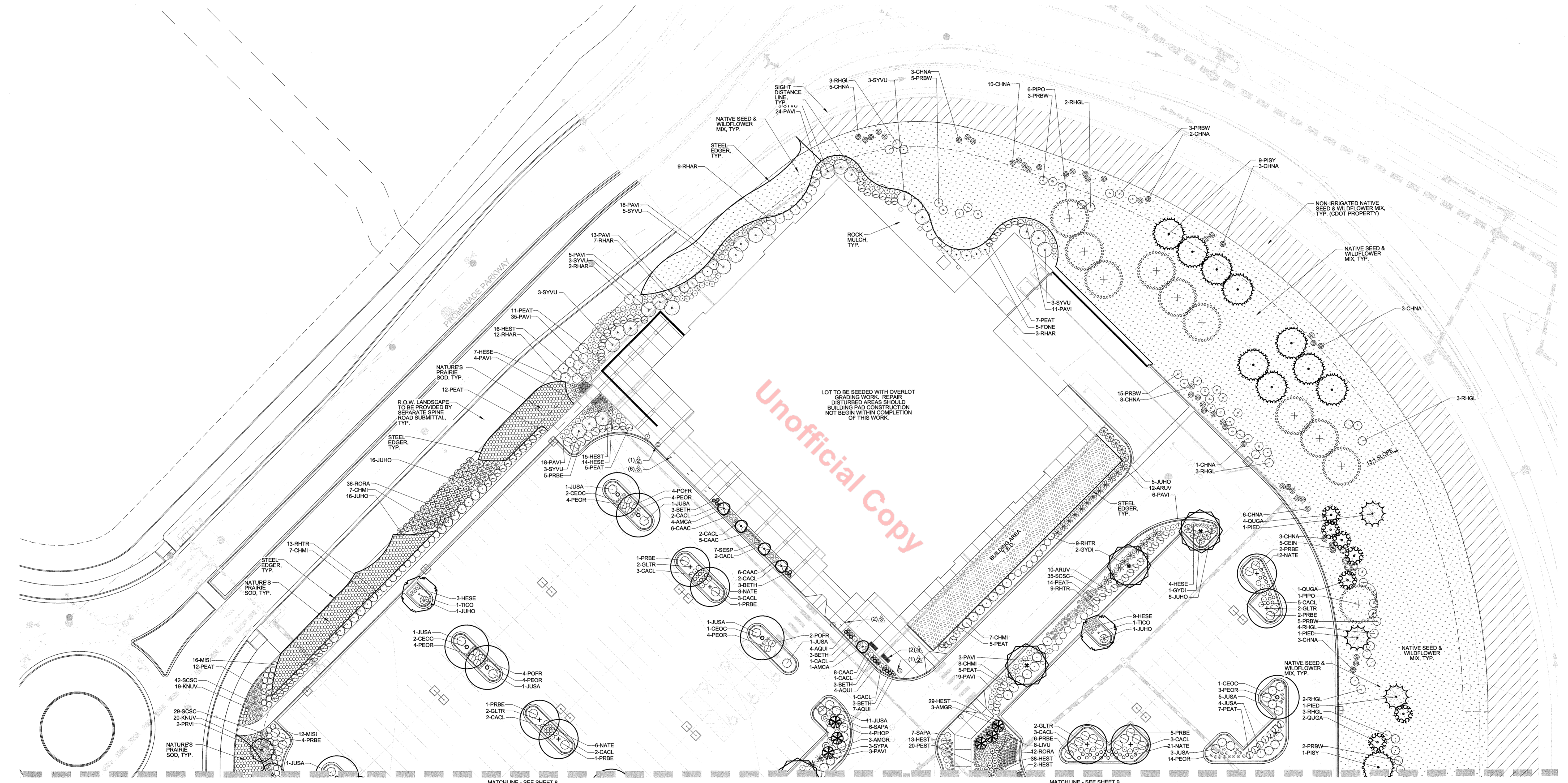


Project No: _____
 Drawn By: _____
 Checked By: _____
 Date: _____
 Disk File: _____

SHEET TITLE:
 UTILITY PLAN

AMENDMENT NO. 2 TO SITE DEVELOPMENT PLAN FOR

LOT 1, BLOCK 1, PROMENADE AT CASTLE ROCK FILING NO. 1.

LOCATED IN THE SOUTH 1/2 OF SECTION 22 AND THE NORTH 1/2 OF SECTION 27, TOWNSHIP 7 SOUTH, RANGE 67 WEST OF THE 6TH PRINCIPAL MERIDIAN COUNTY OF DOUGLAS, STATE OF COLORADO



PLANTING LEGEND (SEE SHEET 15 FOR QUANTITIES, WATER REQUIREMENTS, ETC.)

SYMBOL	LEGEND ABBREVIATION	BOTANIC NAME	COMMON NAME
OVERSTORY DECIDUOUS TREES			
○	CEOC	CELTIS OCCIDENTALIS	WESTERN HACKBERRY
○	GLTR	GLEDTISIA TRIACANTHOS INERMIS 'SHADEMASTER'	SHADEMASTER LOCUST
○	GYDI	GYMNOCLADUS DIOICA 'ESPRESSO'	ESPRESSO KENTUCKY COFFEETREE
○	TICO	TILIA CORDATA 'GREENSPIRE'	GREENSPIRE LINDEN
ORNAMENTAL DECIDUOUS TREES			
○	AMCA	AMELANCHIER CANADENSIS	SHADBLow SERVICEBERRY
○	AMGR	AMELANCHIER X GRANDIFLORA 'AUTUMN BRILLIANCE'	AUTUMN BRILLIANCE SERVICEBERRY
○	PRVI	PRUNUS VIRGINIANA 'SHUBERT'	CANADA RED CHOKECHERRY
○	QUGA	QUERCUS GAMBELII	GAMBEL OAK
EVERGREEN TREES			
○	PIED	PINUS EDULIS	PINYON PINE
○	PIPO	PINUS PONDEROSA	PONDEROSA PINE
○	PISY	PINUS SYLVESTRIS	SCOTCH PINE

SYMBOL	LEGEND ABBREVIATION	BOTANIC NAME	COMMON NAME
DECIDUOUS SHRUBS			
○	BETH	BERBERIS THUNBERGII 'MONLERS'	GOLDEN NUGGET BARBERRY
○	CACL	CARYOPTERIS X CLANDONENSIS	BLUE MIST SPIREA
○	CEIN	CERCOCARPUS INTRICATUS	LITTLELEAF MOUNTAIN MAHOAGNY
○	CHMI	CHAMAEBATIARA MILLEFOLIUM	FERNBUSH
○	FONE	FORESTIERA NEOMEXICANA	NEW MEXICO PRIVET
○	HYFR	HYPERICUM FRONDOSUM 'SUNBURST'	SUNBURST HYPERICUM
○	LIVU	LIGUSTRUM VULGARE 'LODENSE'	LODENSE PRIVET
○	PEAT	PEROVSKIA ATRIPLICIFOLIA	RUSSIAN SAGE
○	PHOP	PHYSCOCARPUS OPUULIFOLIUS 'DONNA MAY'	LITTLE DEVIL NINEBARK
○	POFR	POTENTILLA FRUTICOSA 'SOLD DROP'	GOLDFINGER POTENTILLA
○	PRBE	PRUNUS BESSEYI 'PAWNEE BUTTES'	PAWNEE BUTTES SAND CHERRY
○	PRBW	PRUNUS BESSEYI 'WESTERN'	WESTERN SAND CHERRY
○	RHAR	RHUS AROMATICA 'GRO-LOW'	GRO-LOW SUMAC
○	RHTR	RHUS TRILOBATA	THREE LEAF SUMAC

SYMBOL	LEGEND ABBREVIATION	BOTANIC NAME	COMMON NAME
DECIDUOUS SHRUBS CONT.			
○	RORA	ROSA 'RADSLUNNY'	SUNNY KNOCK OUT ROSE
○	SYPA	SYRINGA PATULA 'MISS KIM'	MISS KIM LILAC
○	SYRU	SYRINGA VULGARIS	COMMON PURPLE LILAC
○	SYVU	SYRINGUM RHYTIDOPHYLLOIDES 'ALLEGHANY'	ALLEGHANY LEATHERLEAF VIBURNUM
EVERGREEN SHRUBS			
○	ARUV	ARCTOSTAPHYLOS UVA-URSI	KINNIKINICK
○	JUHO	JUNIPERUS HORIZONTALIS 'BLUE CHIP'	BLUE CHIP JUNIPER
○	JUSA	JUNIPERUS SABINA 'BUFFALO'	BUFFALO JUNIPER
○	PIMS	PINUS MUGO 'SLOWMOUND'	SLOWMOUND MUGO PINE
○	PIMU	PINUS MUGO 'BIG TUNA'	BIG TUNA MUGO PINE
ORNAMENTAL GRASSES			
○	ANGE	ANDROPOGON GERARDII	BIG BLUESTEM
○	CAAC	CALAMAGROSTIS ACUTIFLORA 'KARL FOERSTER'	FEATHER REED GRASS
○	GRO-LOW	GRO-LOW SUMAC	GRO-LOW SUMAC
○	HESE	HELICTOTRICHUM SEMPERVIRENS	BLUE AVENA GRASS

SYMBOL	LEGEND ABBREVIATION	BOTANIC NAME	COMMON NAME
ORNAMENTAL GRASSES CONT.			
○	MISI	MISCANTHUS SINENSIS	MAIDEN GRASS
○	NATE	NASSELLA TENUISSIMA	MEXICAN FEATHER GRASS
○	PEOR	PANICUM VIRGATUM 'SHANADOAH'	RED SWITCH GRASS
○	PEOR	PERNASETUM ORIENTALE	ORIENTAL FOUNTAIN GRASS
○	SCSC	SCHIZACHYRIUM SCOPARIUM	LITTLE BLUESTEM
PERENNIALS			
○	ACMI	ACHILLEA MILLEFOLIUM 'PAPRIKA'	PINK YARROW
○	AQUI	AQUILEGIA SP.	ROCKY MOUNTAIN COLUMBINE
○	CETO	CERASTIUM TOMENTOSUM	SNOW-IN-SUMMER
○	CHNA	CHRYSOETHANUS NAUSEOSUS 'DWARF BLUE'	DWARF RABBITBRUSH
○	COVE	COREOPSIS VERTICILLATA 'MOONBEAN'	MOONBEAN COREOPSIS
○	HEST	HEMEROCALLIS 'STELLA DE ORO'	STELLA D'ORO DAYLILY
○	KNUV	KNIPOFIA UVARIA	TORCH LILY
○	PEST	PENSTEMON STRICTUS	ROCKY MOUNTAIN PENSTEMON

SYMBOL	LEGEND ABBREVIATION	BOTANIC NAME	COMMON NAME
PERENNIALS CONT.			
○	RHGL	RHUS GLABRA 'CISMONTANA'	ROCKY MOUNTAIN SUMAC
○	SAPA	SALVIA PACHYPHYLLA	MOJAVE SAGE
○	SASY	SALVIA SYLVESTRIS X 'MAINACHT'	MAY NIGHT SALVIA
○	SESP	SEDUM SPECTABILE 'AUTUMN JOY'	AUTUMN JOY SEDUM
○	THPR	THYMUS PRAECOX 'PSEUTOLANUGINOSUS'	WOOLLY THYME
TURF AND SEED			
■	TURF	ENVIROTURF SM SOD, SEE SOD NOTES	ENVIROTURF SOD
■	TURF	CANADIAN BLUE FESCUE GRASS, SEE LANDSCAPE NOTES	CANADIAN BLUE FESCUE GRASS
■	TURF	NATURE'S PRAIRIE SOD, SEE SOD NOTES	NATURE'S PRAIRIE SOD
■	MULCH	2" - 4" DIA. MULTI-COLOR RIVER ROCK COBBLE MULCH WITH DOUBLE 3" REPEATED BARK MULCH, SEE LANDSCAPE NOTES	ROCK MULCH
■	SEED	IRRIGATED DRYLAND SEED / WILDFLOWER MIX, SEE SEED NOTES	GRASS SEED
■	SEED	NON-IRRIGATED DRYLAND SEED / WILDFLOWER MIX, SEE SEED NOTES	GRASS SEED
■	SEED	OUTLOT DRYLAND SEED MIX, SEE SEED NOTES	GRASS SEED

SITE SPECIFIC LEGEND

- ▲ PLANTER POT - SEE SHEET L-108/DET. 3
- ▲ TRASH RECEPTACLE - SEE SHEET L-108/DET. 3
- ▲ BIKE RACK - SEE SHEET L-108/DET. 2
- ▲ METAL BENCH - SEE SHEET L-108/DET. 5

Scale: 1" = 30'

811 Know what's below. Call before you dig.

LANDSCAPE PLAN

SCALE: 1" = 30'

TOWN OF CASTLE ROCK REGISTRATION INFORMATION:
 CERTIFIED LANDSCAPE ARCHITECT
 TOWN OF CASTLE ROCK REGISTRATION NUMBER
 LICENSED LANDSCAPE ARCHITECT STATE OF COLORADO

SDP18-0009 - AMENDMENT NO. 2 TO SITE DEVELOPMENT PLAN FOR
 LOT 1, BLOCK 1, PROMENADE AT CASTLE ROCK FILING NO. 1



#	Date	Issue / Description
02-14-18	SDP AMENDMENT	
03-23-18	SDP AMENDMENT RESUBMITTAL	
04-19-18	SDP AMENDMENT RESUBMITTAL	

Project No: _____
 Drawn By: _____
 Checked By: _____
 Date: 7/11/2014
 Disk File: _____
 SHEET TITLE:
 LANDSCAPE PLAN

AMENDMENT NO. 2 TO SITE DEVELOPMENT PLAN FOR

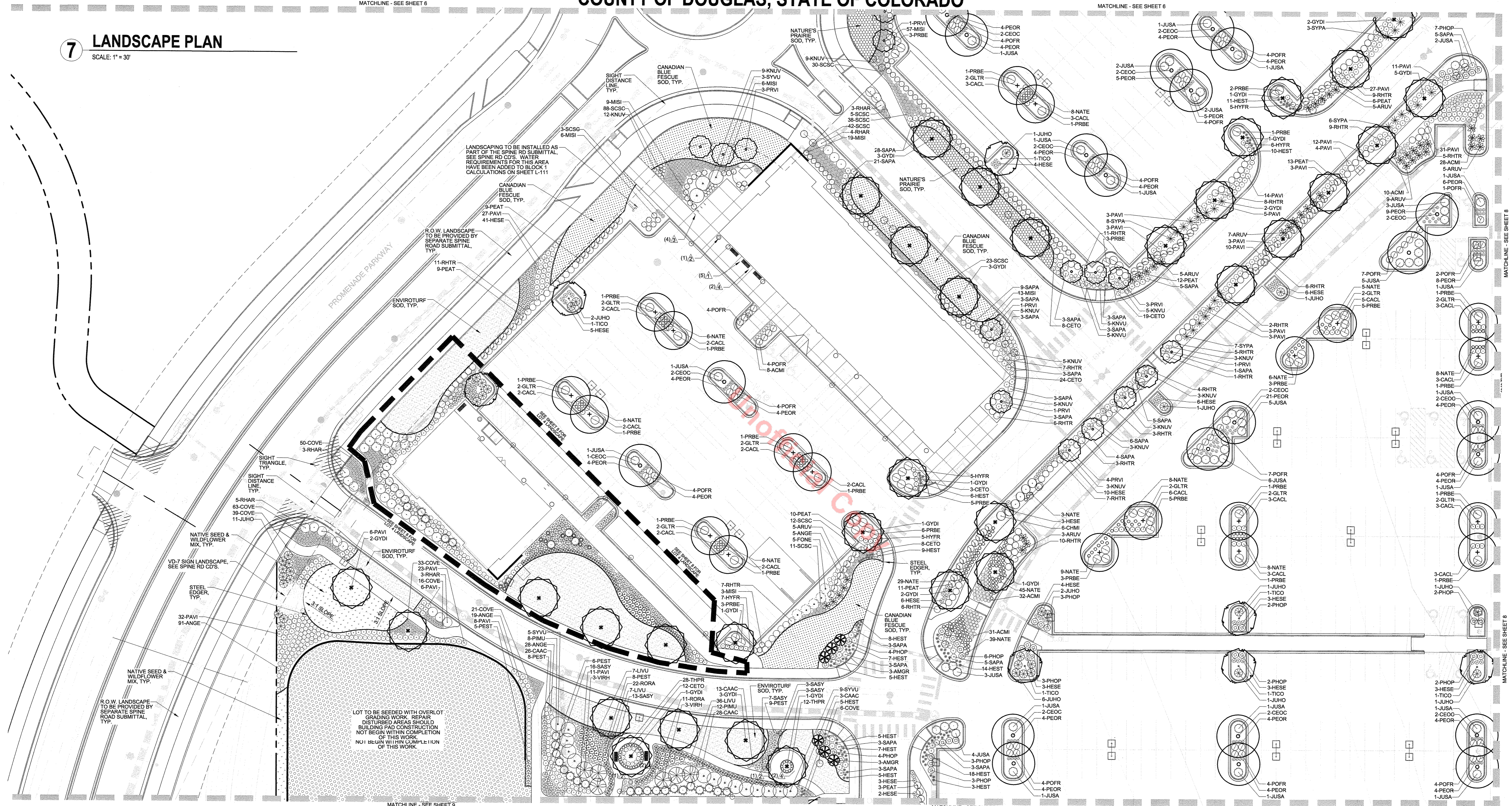
LOT 1, BLOCK 1, PROMENADE AT CASTLE ROCK FILING NO. 1.

LOCATED IN THE SOUTH 1/2 OF SECTION 22 AND THE NORTH 1/2 OF SECTION 27, TOWNSHIP 7 SOUTH, RANGE 67 WEST OF THE 6TH PRINCIPAL MERIDIAN COUNTY OF DOUGLAS, STATE OF COLORADO



7 LANDSCAPE PLAN

SCALE: 1" = 30'



PLANTING LEGEND (SEE SHEET 15 FOR QUANTITIES, WATER REQUIREMENTS, ETC.)

SYMBOL	LEGEND ABBREVV.	BOTANIC NAME	COMMON NAME
OVERSTORY DECIDUOUS TREES			
●	CEOC	CELTIS OCCIDENTALIS	WESTERN HACKBERRY
○	GLTR	GLEDTISIA TRIACANTHOS INERMIS SHADENMASTER	SHADEMASTER LOCUST
○	GYDI	GYMNOCLADUS DIOICA 'ESPRESSO'	ESPRESSO KENTUCKY COFFEETREE
○	TICO	TILIA CORDATA 'GREENSPIRE'	GREENSPIRE LINDEN
ORNAMENTAL DECIDUOUS TREES			
○	AMCA	AMELANCHIER CANADENSIS	SHADBLOW SERVICEBERRY
○	AMGR	AMELANCHIER X GRANDIFLORA 'AUTUMN BRILLIANCE'	AUTUMN BRILLIANCE SERVICEBERRY
○	PVAV	PRUNUS VIRGINIANA 'SHUBERT'	CANADA RED CHOKECHERRY
○	QUGA	QUERCUS GAMBELI	GAMBEL OAK
EVERGREEN TREES			
○	PIED	PINUS EDULIS	PINYON PINE
○	PIPO	PINUS PONDEROSA	PONDEROSA PINE
○	PISY	PINUS SYLVESTRIS	SCOTCH PINE

SYMBOL	LEGEND ABBREVV.	BOTANIC NAME	COMMON NAME
DECIDUOUS SHRUBS			
○	BETH	BERBERIS THUNBERGII 'MOMLERS'	GOLDEN NUGGET BARBERRY
○	CACL	CARYOPTERIS X CLANDONENSIS	BLUE MIST SPIREA
○	CEIN	CERCOCARPUS INTRICATUS	LITTLELEAF MOUNTAIN MAHOGANY
○	CHMI	CHAMAEBATIARA MILLEFOLIUM	FERNBUSH
○	FONE	FORESTIERA NEOMEXICANA	NEW MEXICO PRIVET
○	HYFR	HYPERICUM FRODOSUM 'SUNBURST'	SUNBURST HYPERICUM
○	LIVU	LIGUSTRUM VULGARE 'LODENSE'	LODENSE PRIVET
○	PEAT	PEROVSKIA ATRIPLOCFOLIA	RUSSIAN SAGE
○	PHOP	PHYSOCARPUS OPULIFOLIUS 'DONNA MAY'	LITTLE DEVIL NINEBARK
○	POFR	POTENTILLA FRUTICOSA 'GOLD DROP'	GOLDFINGER POTENTILLA
○	PRBE	PRUNUS BESSEYI 'PAWNEE BUTTES'	PAWNEE BUTTES SAND CHERRY
○	PRHW	PRUNUS BESSEYI 'WESTERN'	WESTERN SAND CHERRY
○	RHAR	RHUS AROMATICA 'GRO-LOW'	GRO-LOW SUMAC
○	RHTR	RHUS TRILOBATA	THREE LEAF SUMAC


SYMBOL	LEGEND ABBREVV.	BOTANIC NAME	COMMON NAME
DECIDUOUS SHRUBS CONT.			
○	RORA	ROSA 'RADSUNNY'	SUNNY KNOCK OUT ROSE
○	SYPA	SYRINGA PATULA 'MISS KIM'	MISS KIM LILAC
○	SYVU	SYRINGA VULGARIS	COMMON PURPLE LILAC
○	VIHR	VIBURNUM RHYTIDOPHYLLOIDES 'ALLEGHANY'	ALLEGHANY LEATHERLEAF VIBURNUM
EVERGREEN SHRUBS			
○	ARJU	ARCTOSTAPHYLOS UVA-URSI	KINNICKINICK
○	JUNU	JUNIPERUS HORIZONTALIS 'BLUE CHIP'	BLUE CHIP JUNIPER
○	JUSA	JUNIPERUS SABINA 'BUFFALO'	BUFFALO JUNIPER
○	PIMS	PINUS MUGO 'SLOWMOUND'	SLOWMOUND MUGO PINE
○	PIMU	PINUS MUGO 'BIG TUNA'	BIG TUNA MUGO PINE
ORNAMENTAL GRASSES			
○	ANGE	ANDROPOGON GERARDII	BIG BLUESTEM
○	CAAC	CALAMAGROSTIS ACUTIFLORA 'KARL FORSTER'	FEATHER REED GRASS
○	HESE	HELICOTRICHON SEMPERVIRENS	BLUE AVENA GRASS

SYMBOL	LEGEND ABBREVV.	BOTANIC NAME	COMMON NAME
ORNAMENTAL GRASSES CONT.			
○	MISI	MISCANTHUS SINENSIS	MAIDEN GRASS
○	NATE	NASSELA TENUISSIMA	MEXICAN FEATHER GRASS
○	PAVI	PANICUM VIRGATUM 'SHANADOH'	RED SWITCH GRASS
○	PEOR	PENNISETUM ORIENTALE 'KARLEY ROSE'	LITTLE FOUNTAIN GRASS
○	SCSR	SCHIZACHYRIUM SCOPARIUM	ORIENTAL BLUESTEM GRASS
PERENNIALS CONT.			
○	ACMI	ACHILLEA MILLEFOLIUM 'PAPRIKA'	PINK YARROW
○	AQUI	AQUILEGIA SP.	ROCKY MOUNTAIN COLUMBINE
○	CETO	CERASTIUM TOMENTOSUM	SNOW-IN-SUMMER
○	CHNA	CHRYSOETHAMNUS NAUSEOSUS 'DWARF BLUE'	DWARF RABBITBRUSH
○	COVE	COREOPSIS VERTICILLATA 'MOONBEAN'	MOONBEAN COREOPSIS
○	HESE	HEMEROCALLIS 'STELLA DE ORO'	STELLA D'ORO DAYLILY
○	KNUV	KNIPFORIA LUVARI	TORCH LILY
○	PEST	PENSTEMON STRICTUS	ROCKY MOUNTAIN PENSTEMON

SYMBOL	LEGEND ABBREVV.	BOTANIC NAME	COMMON NAME
PERENNIALS CONT.			
○	RHGL	RHUS GLABRA 'CISMONTANA'	ROCKY MOUNTAIN SUMAC
○	SAPA	SALVIA PACHYPHYLLA	MOJAVE SAGE
○	SASY	SALVIA SYLVESTRIS X 'MAINACHT'	MAY NIGHT SALVIA
○	SESP	SEDUM SPECTABILIS 'AUTUMN JOY'	AUTUMN JOY SEDUM
○	THPR	THYUS PRAECOX 'PSEUDOLANGLIUSUM'	WOLLY THYME
TURF AND SEED			
■	TURF	ENVIROTURF SOD, SEE SOD NOTES	ENVIROTURF SOD
■	TURF	CANADIAN BLUE FESCUE GRASS, SEE LANDSCAPE NOTES	CANADIAN BLUE FESCUE GRASS
■	TURF	NATURE'S PRAIRIE SOD, SEE SOD NOTES	NATURE'S PRAIRIE SOD
■	MULCH	2" - 6" DIA. MULTI-COLOR RIVER ROCK COBBLE MULCH WITH DOUBLE SHREDED DARK MULCH, SEE LANDSCAPE NOTES	ROCK MULCH
■	SEED	IRRIGATED DRYLAND SEED / WILDFLOWER MIX, SEE SEED NOTES	GRASS SEED
■	SEED	NON-IRRIGATED DRYLAND SEED / WILDFLOWER MIX, SEE SEED NOTES	GRASS SEED
■	SEED	OUTLOT DRYLAND SEED MIX, SEE SEED NOTES	GRASS SEED

SITE AMENITIES LEGEND

▲	TRASH RECEPTACLE - SEE SHEET L-108 DET. 3
▲	BIKE RACK - SEE SHEET L-108 DET. 2
▲	METAL BENCH - SEE SHEET L-108 DET. 5



TOWN OF CASTLE ROCK REGISTRATION INFORMATION:
 CERTIFIED LANDSCAPE ARCHITECT
 TOWN OF CASTLE ROCK REGISTRATION NUMBER
 LICENSED LANDSCAPE ARCHITECT STATE OF COLORADO
 TIM NELSON #18-1994 LA-122

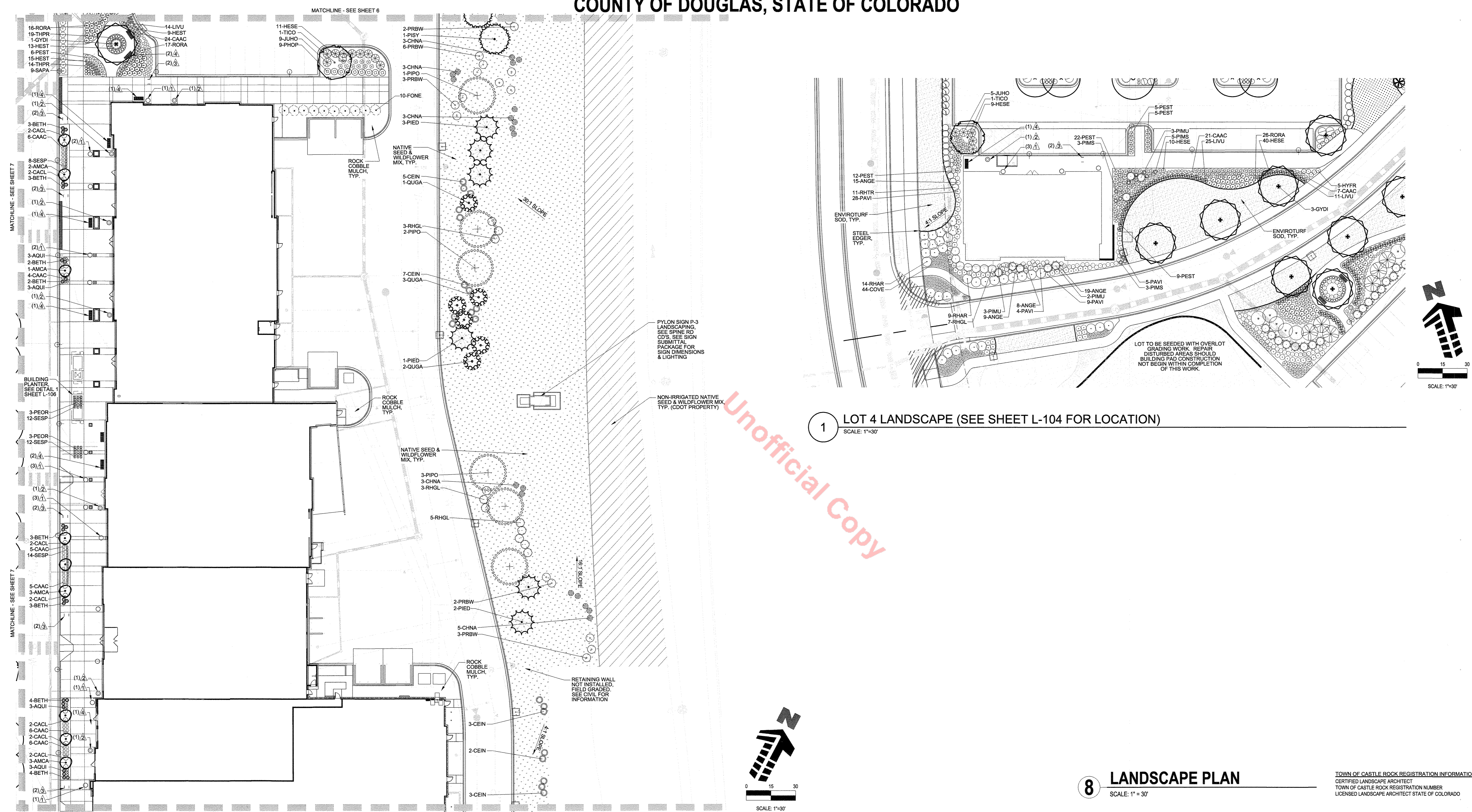


#	Date	Issue / Description
	02-14-18	SDP AMENDMENT
	03-23-18	SDP AMENDMENT RESUBMITTAL
	04-19-18	SDP AMENDMENT RESUBMITTAL

Project No: NLR
 Drawn By: TTN
 Checked By: TTN
 Date: 7/11/2014
 Sheet Title: LANDSCAPE PLAN

AMENDMENT NO. 2 TO SITE DEVELOPMENT PLAN FOR

LOT 1, BLOCK 1, PROMENADE AT CASTLE ROCK FILING NO. 1.

LOCATED IN THE SOUTH 1/2 OF SECTION 22 AND THE NORTH 1/2 OF SECTION 27, TOWNSHIP 7 SOUTH, RANGE 67 WEST OF THE 6TH PRINCIPAL MERIDIAN
COUNTY OF DOUGLAS, STATE OF COLORADO



1 LOT 4 LANDSCAPE (SEE SHEET L-104 FOR LOCATION)
SCALE: 1"=30'

8 LANDSCAPE PLAN
SCALE: 1"=30'

PLANTING LEGEND (SEE SHEET L5 FOR QUANTITIES, WATER REQUIREMENTS, ETC.)

SYMBOL	LEGEND ABBREVIATION	BOTANIC NAME	COMMON NAME
OVERSTORY DECIDUOUS TREES			
○	CEOC	CELTIS OCCIDENTALIS	WESTERN HICKBERRY
○	GLTR	GL EDITIA TRICANTHOS INERMIS SHADEMASTER	SHADEMASTER LOCUST
○	GYDI	GYMNOCALADUS DIOICA 'ESPRESSO'	ESPRESSO KENTUCKY COFFEETREE
○	TICO	TILIA CORDATA 'GREENSPIRE'	GREENSPIRE LINDEN
ORNAMENTAL DECIDUOUS TREES			
○	AMCA	AMELANCHIER CANADENSIS	SHADBLow SERVICEBERRY
○	AMGR	AMELANCHIER X GRANDIFLORA 'AUTUMN BRILLIANCE'	AUTUMN BRILLIANCE SERVICEBERRY
○	PRVI	PRUNUS VIRGINIANA 'SHUBERT'	CANADA RED CHOKECHERRY
○	QUGA	QUERCUS GAMBELII	GAMBEL OAK
EVERGREEN TREES			
○	PIED	PINUS EDULIS	PINYON PINE
○	PIPO	PINUS PONDEROSA	PONDEROSA PINE
○	PISY	PINUS SYLVESTRIS	SCOTCH PINE

SYMBOL	LEGEND ABBREVIATION	BOTANIC NAME	COMMON NAME
DECIDUOUS SHRUBS			
○	BETH	BERBERIS THUNBERGII 'MONLERS'	GOLDEN NUGGET BARBERRY
○	CACL	CARYOPTERIS X CLANDONENSIS	BLUE MIST SPIREA
○	CEIN	CERCOCARPUS INTRICATUS	LITTLELEAF MOUNTAIN MAHOGANY
○	CHMI	CHAMAEBATIARA MILLEFOLIUM	FERNBUSH
○	FONE	FORESTIERA NEOMEXICANA	NEW MEXICO PRIVET
○	HYFR	HYPERICUM FRONDOSUM 'SUNBURST'	SUNBURST HYPERICUM
○	LIVU	LIGUSTRUM VULGARE 'LODENSE'	LODENSE PRIVET
○	PEAT	PEROVSKIA ATRIPLICIFOLIA	RUSSIAN SAGE
○	PHOP	PHYSOCARPUS OPULIFOLIUS 'DONNA MAY'	LITTLE DEVIL NINEBARK
○	POPR	POTENTILLA FRUTICOSA 'GOLD DROP'	GOLDFINGER POTENTILLA
○	PRBE	PRUNUS BESSEYI 'PAWNEE BUTTES'	PAWNEE BUTTES SAND CHERRY
○	PRBW	PRUNUS BESSEYI 'WESTERN'	WESTERN SAND CHERRY
○	RHAR	RHUS AROMATICA 'ORO-LOW'	GRO-LOW SUMAC
○	RHTR	RHUS TRILOBATA	THREE LEAF SUMAC

SYMBOL	LEGEND ABBREVIATION	BOTANIC NAME	COMMON NAME
DECIDUOUS SHRUBS CONT.			
○	RORA	ROSA 'RAD SUNNY'	SUNNY KNOCK OUT ROSE
○	SYPA	SYRINGA PATULA 'MISS KIM'	MISS KIM LILAC
○	SYJU	SYRINGA VULGARIS	COMMON PURPLE LILAC
○	VIHR	VIBURNUM RHYTIDOPHYLLOIDES 'ALLEGHANY'	ALLEGHANY LEATHERLEAF VIBURNUM
EVERGREEN SHRUBS			
○	ARUV	ARCTOSTAPHYLOS UVA-URSI	KINKINNICK
○	JUNO	JUNIPERUS HORIZONTALIS 'BLUE CHIP'	BLUE CHIP JUNIPER
○	JUSA	JUNIPERUS SABINA 'BUFFALO'	BUFFALO JUNIPER
○	PIMS	PINUS MUGO 'SLOWMOUND'	SLOWMOUND MUGO PINE
○	PIMU	PINUS MUGO 'BIG TUNA'	BIG TUNA MUGO PINE
ORNAMENTAL GRASSES			
○	ANGE	ANDALAPOGON GERARDII	BIG BLUESTEM
○	CAAC	CALAMAGROSTIS ACUTIFLORA 'KARL FOERSTER'	FEATHER REED GRASS
○	HESE	HELICTOTRICHON SEMPERVIRENS	BLUE AVENA GRASS

SYMBOL	LEGEND ABBREVIATION	BOTANIC NAME	COMMON NAME
ORNAMENTAL GRASSES CONT.			
○	MISI	MISCANTHUS SINENSIS	MAIDEN GRASS
○	NATE	NASSELA TENUISSIMA	MEXICAN FEATHER GRASS
○	PAVI	PANICUM VIRGATUM 'SHANADOAH'	RED SWITCH GRASS
○	PEOR	PENNETUM ORIENTALE 'KARLEY ROSE'	ORIENTAL FOUNTAIN GRASS
○	SCNS	SCHIZACHYRIUM SCOPARIUM	LITTLE BLUESTEM
PERENNIALS			
○	ACMI	ACHILLEA MILLEFOLIUM 'PAPRIKA'	PINK YARROW
○	AQUI	AQUILEGIA SP.	ROCKY MOUNTAIN COLUMBINE
○	CETO	CERASTIUM TOMENTOSUM	SNOW-IN-SUMMER
○	CHVA	CHRYSOETHAMNUS NAUSEOSUS 'DWARF BLUE'	DWARF RABBITBRUSH
○	COVE	COROPUS VERTICILLATA 'MOONBEAN'	MOONBEAN COREOPSIS
○	CHNE	HEMEROCALLIS 'STELLA DE ORO'	STELLA D'ORO DAYLILY
○	KNUV	KNIPFOFIA UVARIA	TORCH LILY
○	PEST	PENSTEMON STRICTUS	ROCKY MOUNTAIN PENSTEMON

SYMBOL	LEGEND ABBREVIATION	BOTANIC NAME	COMMON NAME
PERENNIALS CONT.			
○	RHGL	RHUS LABRA 'CISMONTANA'	ROCKY MOUNTAIN SUMAC
○	SAPA	SALVIA PACHYPHYLLA	MOJAVE SAGE
○	SASY	SALVIA SYLVESTRIS X 'MAINACHT'	MAY NIGHT SALVIA
○	SESP	SEDUM SPECTABILE 'AUTUMN JOY'	AUTUMN JOY SEDUM
○	THPR	THYMUS PRAECOX 'PSEUTOLANUSINUSUS'	WOOLLY THYME
TURF AND SEED			
○	TURF	ENVIROTURF SOD, SEE SOD NOTES	ENVIROTURF SOD
○	TURF	CANADIAN BLUE FESCUE GRASS, SEE LANDSCAPE NOTES	CANADIAN BLUE FESCUE GRASS
○	TURF	NATURE'S PRAIRIE SOD, SEE SOD NOTES	NATURE'S PRAIRIE SOD
○	MULCH	2" - 6" DIA. MULTI-COLOR RIVER ROCK COBBLE MULCH WITH DOUBLE SHREDED BARK MULCH, SEE LANDSCAPE NOTES	ROCK MULCH
○	SEED	IRRIGATED DRYLAND SEED / WILDFLOWER MIX, SEE SEED NOTES	GRASS SEED
○	SEED	NON-IRRIGATED DRYLAND SEED / WILDFLOWER MIX, SEE SEED NOTES	GRASS SEED
○	SEED	OUTLOT DRYLAND SEED MIX, SEE SEED NOTES	GRASS SEED

SITE AMENITIES LEGEND

- △ PLANTER POT - SEE SHEET L-108/DET. 3
- △ TRASH RECEPTACLE - SEE SHEET L-108/DET. 3
- △ BIKE RACK - SEE SHEET L-108/DET. 2
- △ METAL BENCH - SEE SHEET L-108/DET. 5



#	Date	Issue / Description
	02-14-18	SDP AMENDMENT
	03-23-18	SDP AMENDMENT RESUBMITTAL
	04-19-18	SDP AMENDMENT RESUBMITTAL

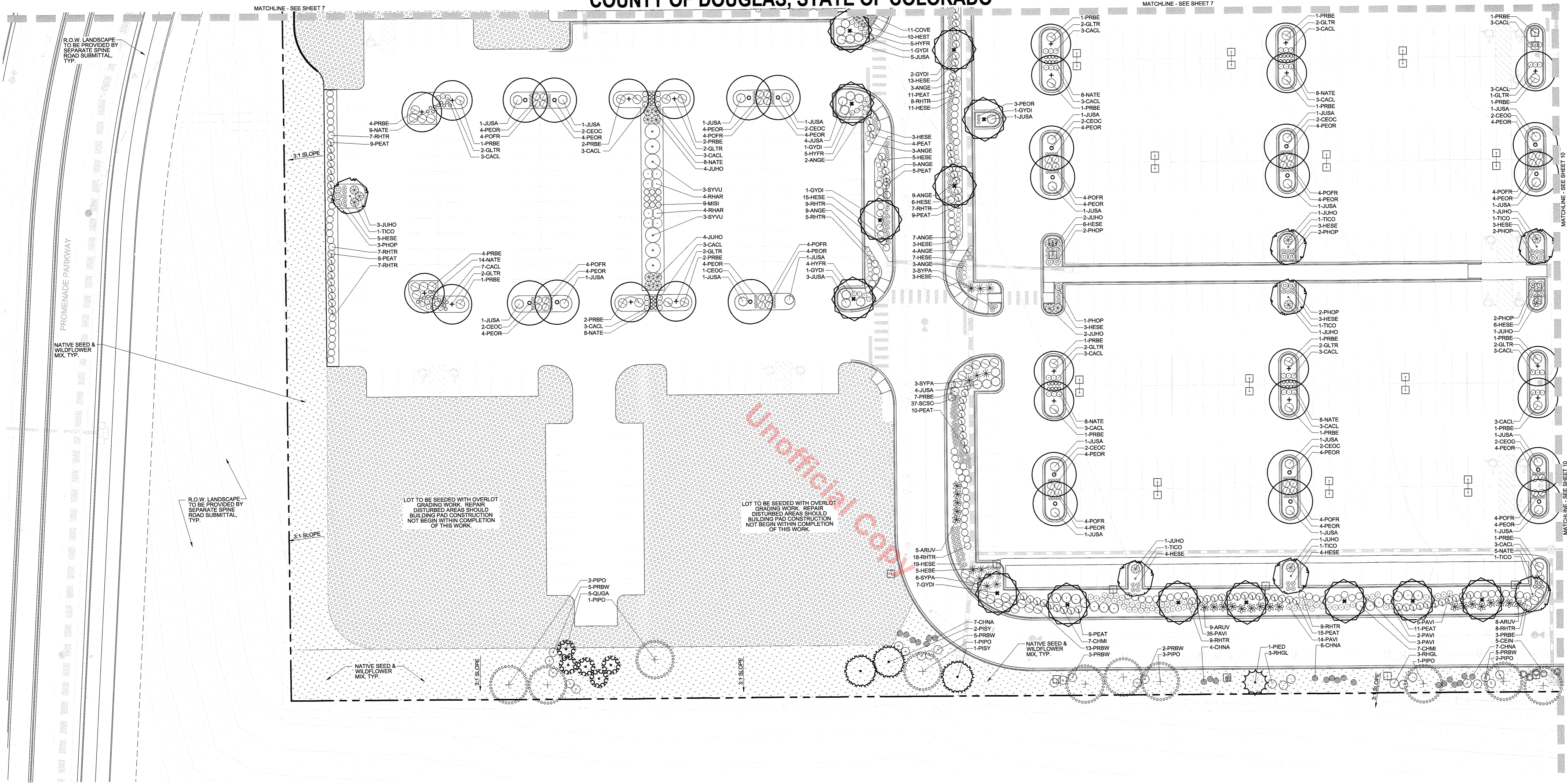
Project No: _____
Drawn By: NLR
Checked By: TTN
Date: 7/11/2014
Disk File: _____

SHEET TITLE:
LANDSCAPE PLAN

AMENDMENT NO. 2 TO SITE DEVELOPMENT PLAN FOR

LOT 1, BLOCK 1, PROMENADE AT CASTLE ROCK FILING NO. 1.

LOCATED IN THE SOUTH 1/2 OF SECTION 22 AND THE NORTH 1/2 OF SECTION 27, TOWNSHIP 7 SOUTH, RANGE 67 WEST OF THE 6TH PRINCIPAL MERIDIAN
COUNTY OF DOUGLAS, STATE OF COLORADO



PLANTING LEGEND (SEE SHEET 15 FOR QUANTITIES, WATER REQUIREMENTS, ETC.)

SYMBOL	LEGEND ABBREVIATION	BOTANIC NAME	COMMON NAME
OVERSTORY DECIDUOUS TREES			
○	CEOC	CELTIS OCCIDENTALIS	WESTERN HACKBERRY
○	GLTR	GLIEDITSIA TRIACANTHOS INERMIS 'SHADEMASTER'	SHADEMASTER LOCUST
○	GYDI	GYMNOCLADUS DIOICA 'ESPRESSO'	ESPRESSO KENTUCKY COFFEETREE
○	TICO	TILIA CORDATA 'GREENSPIRE'	GREENSPIRE LINDEN
ORNAMENTAL DECIDUOUS TREES			
○	AMCA	AMELANCHIER CANADENSIS	SHADBLow SERVICEBERRY
○	AMGR	AMERLANCHIER X GRANDIFLORA 'AUTUMN BRILLIANCE'	AUTUMN BRILLIANCE SERVICEBERRY
○	PRVI	PRUNUS VIRGINIANA 'SHUBERT'	CANADA RED CHOKECHERRY
○	QUGA	QUERCUS GAMBELII	GAMBEL OAK
EVERGREEN TREES			
○	PIED	PINUS EDULIS	PINYON PINE
○	PIPO	PINUS PONDEROSA	PONDEROSA PINE
○	PISY	PINUS SYLVESTRIS	SCOTCH PINE

DECIDUOUS SHRUBS

SYMBOL	LEGEND ABBREVIATION	BOTANIC NAME	COMMON NAME
○	BETH	BERBERIS THUNBERGII 'MONLERS'	GOLDEN NUGGET BARBERRY
○	CACL	CARYOPTERIS X CLANDONENSIS	BLUE MIST SPIREA
○	CEIN	CEYLANICUS INTRICATUS	LITTLELEAF MOUNTAIN MAHOGANY
○	CHMI	CHAMAEBATIARA MILLEFOLIUM	FERNBUSH
○	FONE	FORESTIERA NEOMEXICANA	NEW MEXICO PRIVET
○	HYFR	HYPERICUM FRONDOSUM 'SUNBURST'	SUNBURST HYPERICUM
○	LIVU	LIGUSTRUM VULGARE 'LODENSE'	LODENSE PRIVET
○	PEAT	PEROVSKIA ATRIPLICIFOLIA	RUSSIAN SAGE
○	PHOP	PHYSCOCARPUS OPULIFOLIUS 'DONNA MAY'	LITTLE DEVIL NINEBARK
○	POFR	POTENTILLA FRUTICOSA 'GOLD DROP'	GOLDFINGER POTENTILLA
○	PRBE	PRUNUS BESSEYI 'PAWNEE BUTTES'	PAWNEE BUTTES SAND CHERRY
○	PRBW	PRUNUS BESSEYI 'WESTERN'	WESTERN SAND CHERRY
○	RHAR	RHUS AROMATICA 'GRO-LOW'	GRO-LOW SUMAC
○	RHTR	RHUS TRILOBATA	THREE LEAF SUMAC

DECIDUOUS SHRUBS CONT.

SYMBOL	LEGEND ABBREVIATION	BOTANIC NAME	COMMON NAME
○	RORA	ROSA 'RADSUNNY'	SUNNY KNOCK OUT ROSE
○	SYPA	SYRINGA PATULA 'MISS KIM'	MISS KIM LILAC
○	SYVU	SYRINGA VULGARIS	COMMON PURPLE LILAC
○	VIRH	VIBURNUM RHYNTHIDOPHYLLOIDES 'ALLEGHANY'	ALLEGHANY LEATHERLEAF VIBURNUM
EVERGREEN SHRUBS			
○	ARUV	ARCTOSTAPHYLOS UVA-URSI	KINKINICKWICK
○	JUHO	JUNIPERUS HORIZONTALIS 'BLUE CHIP'	BLUE CHIP JUNIPER
○	JUSA	JUNIPERUS SABINA 'BUFFALO'	BUFFALO JUNIPER
○	PIMU	PINUS MUGO 'SLOWMOUND'	SLOWMOUND MUGO PINE
○	PIMU	PINUS MUGO 'BIG TUNA'	BIG TUNA MUGO PINE
ORNAMENTAL GRASSES			
○	ANGE	ANDROPOGON GERARDII	BIG BLUESTEM
○	CAAC	CALAMAGROSTIS ACUTIFLORA 'KARL FOERSTER'	FEATHER REED GRASS
○	HESE	HELICTOTRICHON SEMPERVIRENS	BLUE AVENA GRASS

ORNAMENTAL GRASSES CONT.

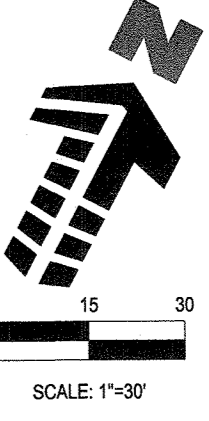
SYMBOL	LEGEND ABBREVIATION	BOTANIC NAME	COMMON NAME
○	MISI	MISCANTHUS SINENSIS	MAIDEN GRASS
○	NATE	NASSELA TENUISSIMA	MEXICAN FEATHER GRASS
○	PEOR	PANICUM VIRGATUM 'SHANADOAH'	RED SWITCH GRASS
○	PEOR	PANICUM VIRGATUM 'KARLEY ROSE'	ORIENTAL FOUNTAIN GRASS
○	SCSC	SCHIZACHYRIUM SCOPARIUM	LITTLE BLUESTEM
PERENNIALS			
○	ACMI	ACHILLEA MILLEFOLIUM 'PAPRIKA'	PINK YARROW
○	AQUI	AQUILEGIA SP.	ROCKY MOUNTAIN COLUMBINE
○	CETO	CERASTIUM TOMENTOSUM	SNOW-IN-SUMMER
○	CHNA	CHRYSOTHAMNUS NAUSEOSUS 'DWARF BLUE'	DWARF RABBITBRUSH
○	COVE	COREOPSIS VERTICILLATA 'MOONBEAN'	MOONBEAN COREOPSIS
○	HEST	HEMEROCALLIS 'STELLA DE ORO'	STELLA D'ORO DAYLILY
○	KNUV	KNIPHOIA UVARIA	TORCH LILY
○	PEST	PENSTEMON STRICTUS	ROCKY MOUNTAIN PENSTEMON

PERENNIALS CONT.

SYMBOL	LEGEND ABBREVIATION	BOTANIC NAME	COMMON NAME
○	RHGL	RHUS GLABRA 'CISMONTANA'	ROCKY MOUNTAIN SUMAC
○	SAPA	SALVIA PACHYPHYLLA	MOJAVE SAGE
○	SASY	SALVIA SYLVESTRIS X 'MAINACHT'	MAY NIGHT SALVIA
○	SESP	SEDUM SPECTABILE 'AUTUMN JOY'	AUTUMN JOY SEDUM
○	THPR	THYMUS PRAECOX 'PSELTOMANGINOSUS'	WOOLLY THYME
TURF AND SEED			
■	TURF	EMVIROTURF SOD, SEE SOD NOTES	EMVIROTURF SOD
■	TURF	CANADIAN BLUE FESCUE GRASS, SEE LANDSCAPE NOTES	CANADIAN BLUE FESCUE GRASS
■	TURF	NATURE'S PRAIRIE SOD, SEE SOD NOTES	NATURE'S PRAIRIE SOD
■	MULCH	2" DIA. MULTI-COLOR RIVER ROCK COBBLE MULCH WITH DOUBLE SHREDDED BARK MULCH, SEE LANDSCAPE NOTES	ROCK MULCH
■	SEED	IRRIGATED DRYLAND SEED / WILDFLOWER MIX, SEE SEED NOTES	GRASS SEED
■	SEED	NON-IRRIGATED DRYLAND SEED / WILDFLOWER MIX, SEE SEED NOTES	GRASS SEED
■	SEED	OUTLOT DRYLAND SEED MIX, SEE SEED NOTES	GRASS SEED

SITE AMENITIES LEGEND

- ▲ PLANTER POT - SEE SHEET L-108/DET. 3
- ▲ TRASH RECEPTACLE - SEE SHEET L-108/DET. 3
- ▲ BIKE RACK - SEE SHEET L-108/DET. 2
- ▲ METAL BENCH - SEE SHEET L-108/DET. 5



#	Date	Issue / Description
02-14-18	02-14-18	SDP AMENDMENT
03-23-18	03-23-18	SDP AMENDMENT RESUBMITTAL
04-19-18	04-19-18	SDP AMENDMENT RESUBMITTAL

Project No: _____
Drawn By: NLR
Checked By: TTN
Date: 7/11/2014
Disk File: _____
SHEET TITLE: LANDSCAPE PLAN

TOWN OF CASTLE ROCK REGISTRATION INFORMATION:
TIM NELSON
#16-1964
LA-122

AMENDMENT NO. 2 TO SITE DEVELOPMENT PLAN FOR

LOT 1, BLOCK 1, PROMENADE AT CASTLE ROCK FILING NO. 1.

LOCATED IN THE SOUTH 1/2 OF SECTION 22 AND THE NORTH 1/2 OF SECTION 27, TOWNSHIP 7 SOUTH, RANGE 67 WEST OF THE 6TH PRINCIPAL MERIDIAN

COUNTY OF DOUGLAS, STATE OF COLORADO



PLANTING LEGEND

(BASED ON CASTLE ROCK LANDSCAPE MANUAL AND PROMENADES AT CASTLE ROCK FRAMEWORK DEVELOPMENT PLAN)

SYMBOL	IRRIGATION (SPRAY OR ROTOR)	BOTANIC NAME	COMMON NAME	PLANTING SIZE	LEGEND ABBREV.	MATURE SIZE (HxW)	QUANTITY	WATER REQ. (IN/MONTH)	WATER USE (VL, L, M, H)	SQ FT. OF TURF ONLY	% OF TOTAL AREA	SF. FT. OF TOTAL LANDSCAPED AREA
OVERSTORY DECIDUOUS TREES												
	DRIP	CELTIS OCCIDENTALIS	WESTERN HACKBERRY	2.5" CAL. B&B	CEOC	60'x40'	47	1.5 IN/MONTH	LOW	---	---	---
	DRIP	GLEDTSIA TRIACANTHOS INERMIS	SHADEMASTER LOCUST	2.5" CAL. B&B	GLTR	50'x35'	47	1.0 IN/MONTH	VERY LOW	---	---	---
	DRIP	GYMNOCLADUS DIOICA 'ESPRESSO'	ESPRESSO KENTUCKY COFFEETREE	2.5" CAL. B&B	GYDI	50'x35'	51	1.5 IN/MONTH	LOW	---	---	---
	DRIP	TILIA CORDATA 'GREENSPIRE'	GREENSPIRE LINDEN	2.5" CAL. B&B	TICO	40'x30'	17	1.86 IN/MONTH	MODERATE	---	---	---
ORNAMENTAL DECIDUOUS TREES												
	DRIP	AMELANCHIER CANADENSIS	SHADBLow SERVICEBERRY	2.0" CAL. B&B	AMCA	15'x10'	19	1.5 IN/MONTH	LOW	---	---	---
	DRIP	AMELANCHIER X GRANDIFLORA	AUTUMN BRILLIANCE SERVICEBERRY	2.0" CAL. B&B	AMGR	15'x10'	12	1.5 IN/MONTH	LOW	---	---	---
	DRIP	PRUNUS VIRGINIANA 'SUCKER PUNCH'	SUCKER PUNCH RED CHOKECHERRY	2.0" CAL. B&B	PRVI	25'x20'	16	1.0 IN/MONTH	VERY LOW	---	---	---
	DRIP	QUERCUS GAMBELII	GAMBEL OAK	8" HT. 2" CAL. MULTI-STEM BALL	QUGA	12'x8'	32	1.5 IN/MONTH	LOW	---	---	---
EVERGREEN TREES												
	DRIP	PINUS EDULIS	PINYON PINE	8" HT. B&B	PIED	25'x20'	10	1.0 IN/MONTH	VERY LOW	---	---	---
	DRIP	PINUS PONDEROSA	PONDEROSA PINE	8" HT. B&B	PIPO	50'x30'	36	1.0 IN/MONTH	VERY LOW	---	---	---
	DRIP	PINUS SYLVESTRIS	SCOTCH PINE	8" HT. B&B	PISY	40'x25'	14	1.5 IN/MONTH	LOW	---	---	---
DECIDUOUS SHRUBS												
	DRIP	BERBERIS THUNBERGII 'MOLLERS'	GOLDEN NUGGET BARBERRY	5 GALLON 12"-15"	BETH	1'x1.5'	49	1.5 IN/MONTH	LOW	---	---	---
	DRIP	CARYOPTERIS X CLANDONENSIS	BLUE MIST SPIREA	5 GALLON 18"-24"	CACL	3'x3'	170	1.5 IN/MONTH	LOW	---	---	---
	DRIP	CERCOCARPUS NTRICATUS	LITTLELEAF MOUNTAIN MAHOAGNY	5 GALLON 12"-15"	CEIN	4'x4'	47	1.0 IN/MONTH	VERY LOW	---	---	---
	DRIP	CHAMAEBATARRA MILLEFOLIUM	FERNBUSH	5 GALLON 12"-15"	CHMI	5'x5'	49	1.0 IN/MONTH	VERY LOW	---	---	---
	DRIP	FORESTIERA NEOMEXICANA	NEW MEXICO PRIVET	5 GALLON 18"-24"	FONE	8'x8'	20	1.0 IN/MONTH	VERY LOW	---	---	---
	DRIP	HYPERICUM FRONDOSUM	SUNBURST HYPERICUM	5 GALLON 12"-15"	HYFR	2'x3'	47	1.5 IN/MONTH	LOW	---	---	---
	DRIP	LIGUSTRUM VULGARE 'LODENSE'	LODENSE PRIVET	5 GALLON 12"-15"	LIVU	2'x3'	108	1.0 IN/MONTH	VERY LOW	---	---	---
	DRIP	PEROVSKIA APRILICIFOLIA	RUSSIAN SAGE	5 GALLON 12"-15"	PEAT	4'x4'	260	1.5 IN/MONTH	LOW	---	---	---
	DRIP	PHYSCALPUS OTTILIFOLIUS	LITTLE DEVIL NINEBARK	5 GALLON 12"-15"	PHOP	4'x4'	68	1.5 IN/MONTH	LOW	---	---	---
	DRIP	POTENTILLA FRUTICOSA 'GOLD DROP'	GOLDFINGER POTENTILLA	5 GALLON 12"-15"	POFR	3'x4'	115	1.5 IN/MONTH	LOW	---	---	---
	DRIP	PRUNUS BESSEYI 'PAWNEE BUTTES'	PAWNEE BUTTES SAND CHERRY	5 GALLON 18"-24"	PRBE	1.5'x5'	89	1.5 IN/MONTH	LOW	---	---	---
	DRIP	PRUNUS BESSEYI 'WESTERN'	WESTERN SAND CHERRY	5 GALLON 18"-24"	PRBW	5'x5'	154	1.5 IN/MONTH	LOW	---	---	---
	DRIP	RHUS AROMATICA 'GRO-LOW'	GRO-LOW SUMAC	5 GALLON 12"-15"	RHAR	2'x6'	82	1.0 IN/MONTH	VERY LOW	---	---	---
	DRIP	RHUS TRILOBATA	THREE LEAF SUMAC	5 GALLON 12"-15"	RHTR	4'x4'	147	1.0 IN/MONTH	VERY LOW	---	---	---
	DRIP	ROSA 'RADISSUNY'	SUNNY KNOCK OUT ROSE	5 GALLON 18"-24"	RORA	4'x4'	250	1.5 IN/MONTH	LOW	---	---	---
	DRIP	SYRINGA PATULA 'MISS KIM'	MISS KIM LILAC	5 GALLON 18"-24"	SYPA	5'x5'	39	1.5 IN/MONTH	LOW	---	---	---
	DRIP	SYRINGA VULGARIS	COMMON PLEURLE LILAC	5 GALLON 18"-24"	SYVU	15'x8'	51	1.5 IN/MONTH	LOW	---	---	---
	DRIP	VIBURNUM RHYTIDOPHYLLOIDES 'ALLEGHANY'	ALLEGHANY LEATHERLEAF VIBURNUM	5 GALLON 18"-24"	VIYU	10'x10'	16	1.5 IN/MONTH	LOW	---	---	---
EVERGREEN SHRUBS												
	DRIP	ARCTOSTAPHYLOS UVA-URSI	KINNICKINICK	5 GALLON 12"-15"	ARUV	1'x5'	107	1.0 IN/MONTH	VERY LOW	---	---	---
	DRIP	JUNIPERUS HORIZONTALIS	BLUE CHIP JUNIPER	5 GALLON 8"-12"	JUHO	1'x5'	107	1.5 IN/MONTH	LOW	---	---	---
	DRIP	JUNIPERUS SABINA 'BUFFALO'	BUFFALO JUNIPER	5 GALLON 8"-12"	JUSA	1'x5'	116	1.5 IN/MONTH	LOW	---	---	---
	DRIP	PINUS MUGO 'BIG MOUND'	BIG MOUND MUGO PINE	5 GALLON 12"-15"	PIMS	3'x3'	21	1.5 IN/MONTH	LOW	---	---	---
	DRIP	PINUS MUGO 'SLO TUNA'	SLO TUNA MUGO PINE	5 GALLON 18"-24"	PIMU	6'x5'	18	1.5 IN/MONTH	LOW	---	---	---
ORNAMENTAL GRASSES												
	DRIP	ANDROPOGON GERARDII	BIG BLUESTEM	1 GALLON	ANGE	5'x2.5'	239	1.5 IN/MONTH	LOW	---	---	---
	DRIP	CALAMAGROSTIS ACUTIFLORA	FEATHER REED GRASS	1 GALLON	CAAC	4.5'x2'	200	1.5 IN/MONTH	LOW	---	---	---
	DRIP	HELICTOTRICHON SEMPERVIRENS	BLUE AVENA GRASS	1 GALLON	HESB	2.5'x2.5'	336	1.5 IN/MONTH	LOW	---	---	---
	DRIP	MISCANTHUS SINENSIS	MAIDEN GRASS	1 GALLON	MISI	5'x3'	150	1.5 IN/MONTH	LOW	---	---	---
	DRIP	NASSELA TENUISSIMA	MEXICAN FEATHER GRASS	1 GALLON	NATE	4.5'x2'	315	1.5 IN/MONTH	LOW	---	---	---
	DRIP	PANICUM VIRGATUM 'SHANADOAH'	RED SWITCH GRASS	1 GALLON	PAVI	3.5'x2.5'	511	1.5 IN/MONTH	LOW	---	---	---
	DRIP	PENNISSETUM ORIENTALE 'KARLEY ROSE'	ORIENTAL FOUNTAIN GRASS	1 GALLON	PEOR	2.5'x2'	258	1.5 IN/MONTH	LOW	---	---	---
	DRIP	SCHIZACHYRIUM SCOPARIUM	LITTLE BLUESTEM	1 GALLON	SCSR	3'x2'	395	1.5 IN/MONTH	LOW	---	---	---
PERENNIALS												
	DRIP	ACHILLEA MILLEFOLIUM 'PAPIRIKA'	PINK YARROW	1 GALLON	ACMI	2'x2'	111	1.0 IN/MONTH	VERY LOW	---	---	---
	DRIP	AQUILEGIA SP.	ROCKY MOUNTAIN COLUMBINE	1 GALLON	AQUI	0.5'x1'	41	1.0 IN/MONTH	VERY LOW	---	---	---
	DRIP	CHRYSANTHEMUM TOMENTOSUM	SNOW-IN-SUMMER	1 GALLON	CETO	1'x2.5'	95	1.5 IN/MONTH	LOW	---	---	---
	DRIP	CHRYSTOTHAMNUS NAUSEOSUS 'DWARF BLUE'	DWARF BLUEBERRY	1 GALLON	CHNA	4'x4'	73	1.0 IN/MONTH	VERY LOW	---	---	---
	DRIP	CORDEA VERTICILLATA 'MOONBEAN'	MOONBEAN COREOPSIS	1 GALLON	COVE	1.5'x1.5'	282	1.5 IN/MONTH	LOW	---	---	---
	DRIP	HEMEROCALLIS 'STELLA DE ORO'	STELLA D'ORO DAYLILY	1 GALLON	HEST	2'x1.5'	273	1.0 IN/MONTH	VERY LOW	---	---	---
	DRIP	KNIPFIA UVARIA	TORCH LILY	1 GALLON	KNUV	2'x2'	114	1.5 IN/MONTH	LOW	---	---	---
	DRIP	PENSTEMON STRICTUS	ROCKY MOUNTAIN PENSTEMON	1 GALLON	PEST	4'x3'	115	1.0 IN/MONTH	VERY LOW	---	---	---
	DRIP	RHUS GLABRA 'CISMONTANA'	ROCKY MOUNTAIN SUMAC	1 GALLON	RHGL	6'x5'	61	1.0 IN/MONTH	VERY LOW	---	---	---
	DRIP	SALVIA PACHYPHYLLA	MOJAVE SAGE	1 GALLON	SAPA	3'x3'	156	1.0 IN/MONTH	VERY LOW	---	---	---
	DRIP	SALVIA SYLVESTRIS X 'MAINACHT'	MAY NIGHT SALVIA	1 GALLON	SASY	2'x1.5'	42	1.0 IN/MONTH	VERY LOW	---	---	---
	DRIP	SEDUM SPECTABILE 'AUTUMN JOY'	AUTUMN JOY SEDUM	1 GALLON	SESP	2'x1'	84	1.0 IN/MONTH	VERY LOW	---	---	---
	DRIP	THYMUS PRACOX 'PSEUTOLANUGINOSUS'	WOOLLY THYME	1 GALLON	THPR	0.5'x1'	73	1.0 IN/MONTH	VERY LOW	---	---	---
ANNUALS												
	DRIP	ANTIRRHINUM MAJUS	SNAP DRAGONS	1 GALLON	ANMA	3'x1'	11	1.5 IN/MONTH	LOW	---	---	---
	DRIP	COSMOS BIRPINATUS	COSMOS VARIES SEE PLANTER POT'S PROGRAM NOTE THIS SHEET	1 GALLON	COBI	3'x1'	11	1.5 IN/MONTH	LOW	---	---	---
	DRIP	COMPRENSA GLOBOSA	GLOBE AMARANTH	1 GALLON	GOGL	1.5'x1.5'	15	1.5 IN/MONTH	LOW	---	---	---
	DRIP	OPHIPOGON PLANISCAPUS 'INDIGENS'	BLACK MOND GRASS	1 GALLON	OPPN	1'x1'	11	1.5 IN/MONTH	LOW	---	---	---
	DRIP	PENNISSETUM SETACEUM 'RUBRUM'	PURPLE FOUNTAIN GRASS	1 GALLON	PESE	3'x2'	11	1.5 IN/MONTH	LOW	---	---	---
	DRIP	SALVIA SCLAREA	CLARY SAGE	1 GALLON	SASL	3'x2'	11	1.5 IN/MONTH	LOW	---	---	---
	DRIP	TROPAEOLIUM MAJUS 'ALASKA'	NASTURTIUM	1 GALLON	TRMA	1'x1'	11	1.5 IN/MONTH	LOW	---	---	---
TURF, SEED, AND MULCH												
	TURF	ENVIROTURF SOD, SEE LANDSCAPE NOTES	ENVIROTURF SOD	---	SOD	---	---	3.0 IN/MONTH	MODERATE	8,327 SF	4.4%	236,664 S.F. TOTAL LANDSCAPE AREA
	TURF	CANADIAN BLUE FESCUE GRASS, SEE LANDSCAPE NOTES	CANADIAN BLUE FESCUE GRASS	---	SOD	---	---	3.0 IN/MONTH	MODERATE	6,587 SF	4.4%	
	TURF	NATURE'S PRAIRIE SOD, SEE SOD NOTES	NATURE'S PRAIRIE SOD	---	SOD	---	---	1.5 IN/MONTH	LOW	4,723 SF	3.9%	
	MULCH	2" OF DIA. MULTI-COLOR COBBLE SHREDED BARK MULCH, SEE LANDSCAPE NOTES	ROCK MULCH	---	MULCH	---	---	1.5 IN/MONTH	XERIC	99,324 SF	42.0%	
	SEED	IRRIGATED DRYLAND SEED / WILDFLOWER MIX, SEE SEED NOTES	GRASS SEED	---	SEED	---	---	0.00 IN/MONTH	LOW	117,703 SF	49.7%	
	SEED	NON-IRRIGATED DRYLAND SEED / WILDFLOWER MIX, SEE SEED NOTES	GRASS SEED	---	SEED	---	---	0.00 IN/MONTH	LOW	27,699 SF	---	NOT INCLUDED IN CALCULATION
	SEED	OUTLOT SEED MIX, SEE SEED NOTES	GRASS SEED	---	SEED	---	---	0.00 IN/MONTH	LOW	82,455 SF	---	

COMMERCIAL LANDSCAPE SITE INVENTORY

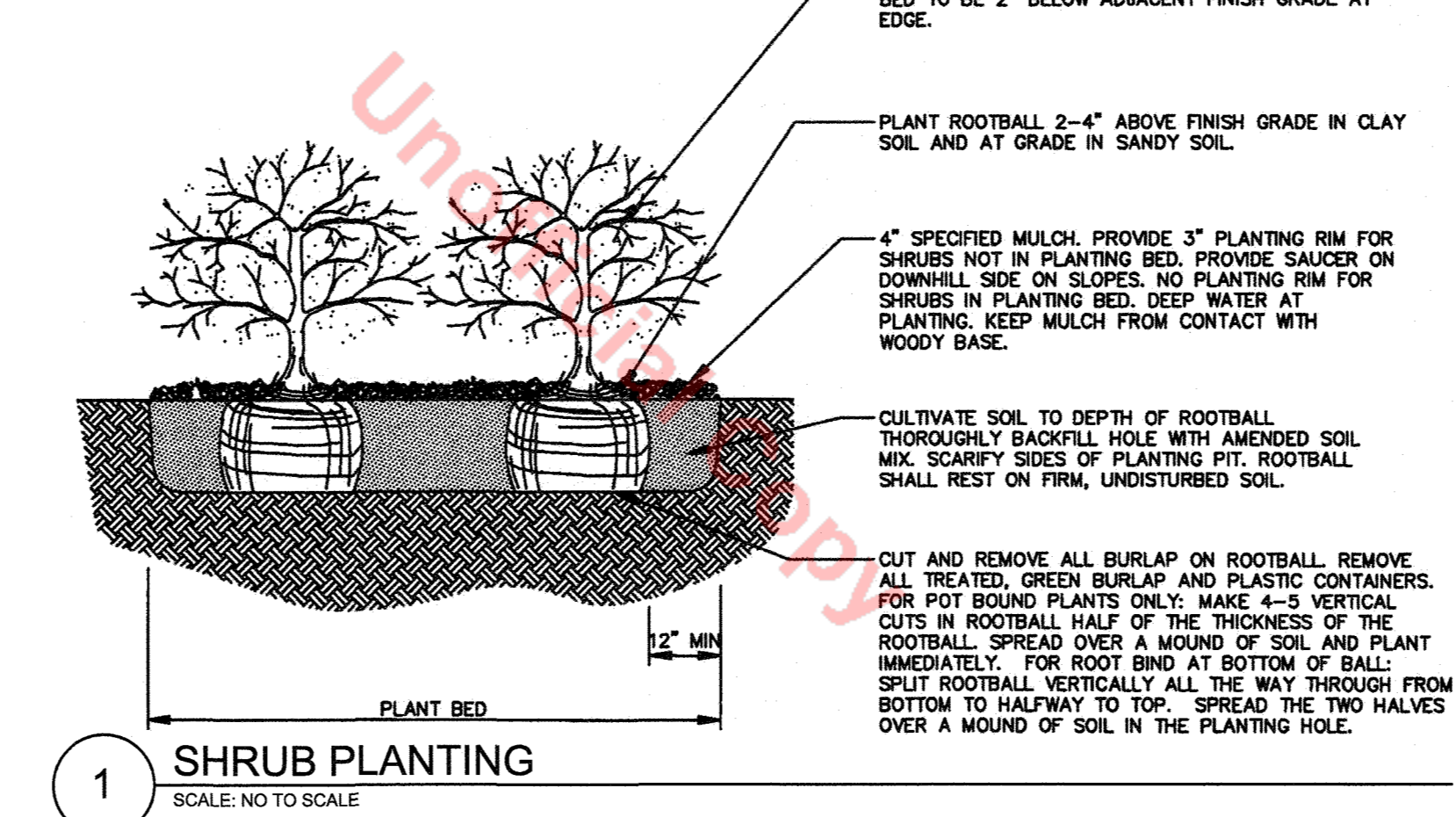
GROSS SITE AREA	LANDSCAPE AREA IN SQ.FT.	TURFGRASS LIST (AREA IN SQ. FT.)	NONLIVING ORNAMENTAL (AREA IN SQ. FT.)	# OF DECIDUOUS LARGE CANOPY TREES REQUIRED	# OF SHRUBS REQUIRED	# OF SHRUBS PROVIDED	SOIL PREP AMOUNTS (IN CU. YDS. PER 1000 SQ. FT.)	SEPARATE IRRIGATION SERVICES CONNECTIONS
25.4 AC 1,107,596 SF	110,760 SF REQUIRED LANDSCAPE AREA 236,664 SF PROPOSED LANDSCAPE AREA	8,327SF ENVIROTURF SOD 6,586 SF CANADIAN BLUE FESCUE 4,723 SF NATURE'S PRAIRIE	21,079 SF	222	443	2,120	1.032	YES
PARKING LOT AREA (IN SQ.FT.)	PARKING LOT LANDSCAPE AREA (IN SQ. FT.)	# OF PARKING SPACES	NONLIVING ORNAMENTAL (AREA IN SQ. FT.)	# OF INTERIOR LANDSCAPE ISLAND	MIN. WIDTH OF INTERIOR LANDSCAPE ISLANDS	# OF TREES PROVIDED	# OF SHRUBS REQUIRED	# OF SHRUBS PROVIDED
281,417 SF	REQUIRED: 28,142 SF PROVIDED: 30,150 SF	1,140	8,836 SF	67	8.0'	121	113	813

CLWUR / WATER USE CHART

IRRIGATION ZONE	PLANT NAME (COMMON)	APP. RATE (INCHES/MONTH)	ZONE (V. LOW, LOW, MODERATE, HIGH)	% OF TOTAL AREA	IA (IRRIGATED AREA IN SQ. FT. FOR EACH ZONE)	CLWUR (LANDSCAPE WATER USE RATING)	TA (TOTAL AREA OF ALL LANDSCAPE ZONES)	CLWUR (LWUR X IA / TA)
TURF	IRRIGATED SEED & NATURE'S PRAIRIE SOD	3.0 IN/MONTH	MODERATE	49.7%	122,426 SF	3.0	236,664 SF	1.55
TURF	ENVIROTURF & CANADIAN BLUE FESCUE SOD	3.0 IN/MONTH	MODERATE	8.3%	14,914 SF	3.0	236,664 SF	0.19
DRIP	SHRUB BED (IRRIGATION, FABRIC, ROCK MULCH & EDGER)	1.5 IN/MONTH	LOW	42.0%	99,324 SF	1.5	236,664 SF	0.63
TOTAL OF THE CLWUR:		1.5 IN/MONTH	LOW	100.0%	236,664 SF			2.37

NOTES:

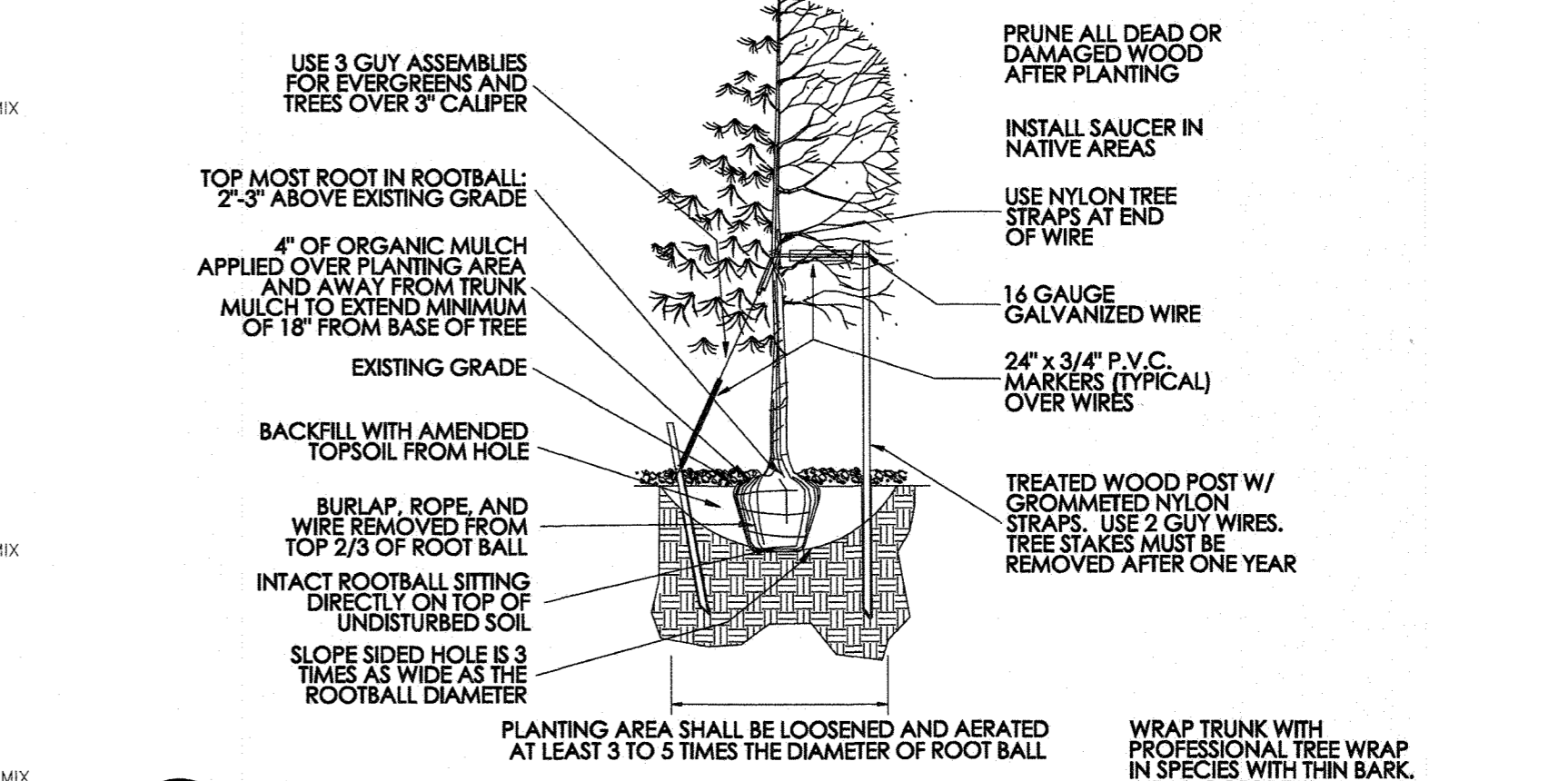
- PRUNE ONLY DEAD OR BROKEN BRANCHES.
- KEEP PLANTS MOIST AND SHADED UNTIL PLANTING.
- DO NOT FERTILIZE FOR AT LEAST ONE GROWING SEASON.



1 SHRUB PLANTING SCALE: NO TO SCALE

- Shredded, aged mulch 3" deep for perennials, for ground covers.
- Undisturbed soil.
- Keep plants moist and shaded until planting.
- Plant ground cover and perennials level and at grade.
- Soil to be well cultivated to a minimum depth of 6".
- In sand work in topsoil and organic compost. See specs. for ratio and quantity.
- No scale.

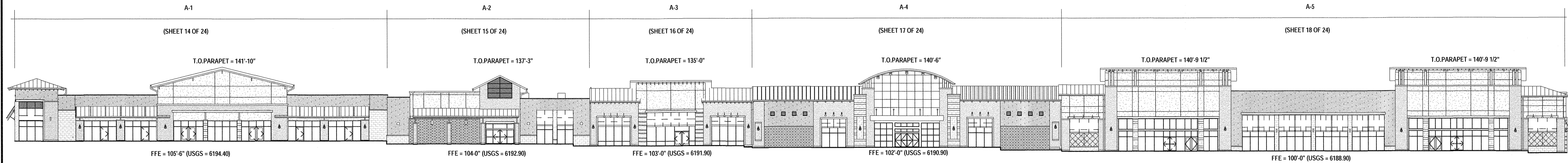

2 PERENNIAL PLANTING SCALE: NO TO SCALE



AMENDMENT NO. 2 TO SITE DEVELOPMENT PLAN FOR

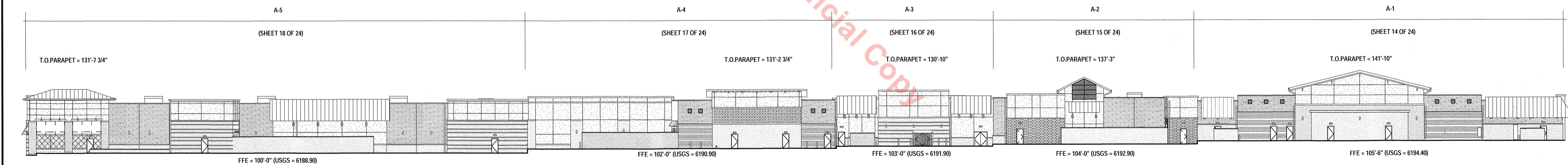
LOT 1, BLOCK 1, PROMENADE AT CASTLE ROCK FILING NO. 1.

LOCATED IN THE SOUTH 1/2 OF SECTION 22 AND THE NORTH 1/2 OF SECTION 27, TOWNSHIP 7 SOUTH, RANGE 67 WEST OF THE 6TH PRINCIPAL MERIDIAN
 COUNTY OF DOUGLAS, STATE OF COLORADO



1 SITE FRONT ELEVATION
 SCALE: 1:300

Unofficial Copy



2 SITE BACK ELEVATION
 SCALE: 1:300

#	Date	Issue/Description
02-09-15	02-09-15	SDP SUBMITTAL
03-27-15	03-27-15	SDP RESUBMITTAL
06-23-15	06-23-15	SDP RESUBMITTAL
07-20-15	07-20-15	SDP RESUBMITTAL
07-31-15	07-31-15	SDP RESUBMITTAL
09-26-17	09-26-17	MYLAR SUBMITTAL
03-23-18	03-23-18	SDP AMENDMENT RESUBMITTAL
04-19-18	04-19-18	SDP AMENDMENT RESUBMITTAL

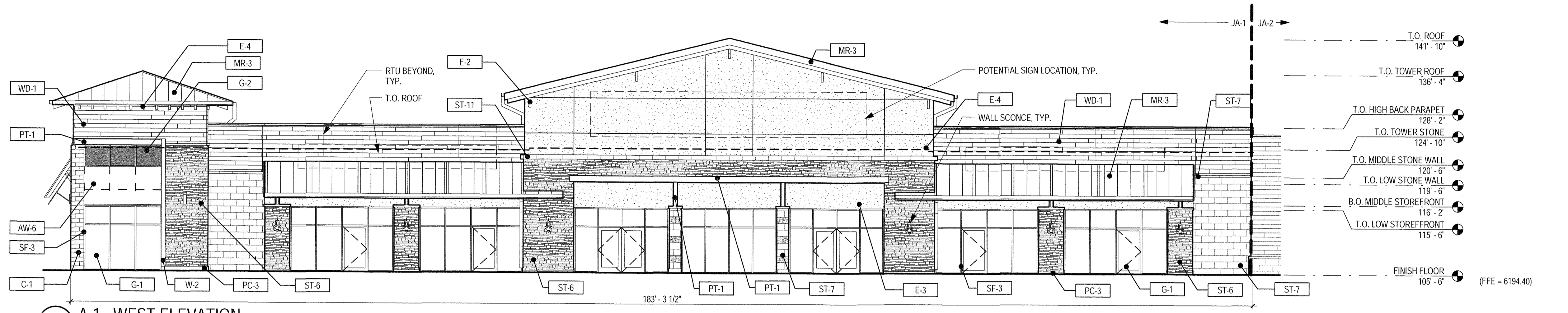

Project No: ADP000001.12
 Drawn By: KAB
 Checked By: GAR
 Date: JULY 2015
 Scale: 1:300

SHEET TITLE:
 EXTERIOR ELEVATIONS - OVERALL

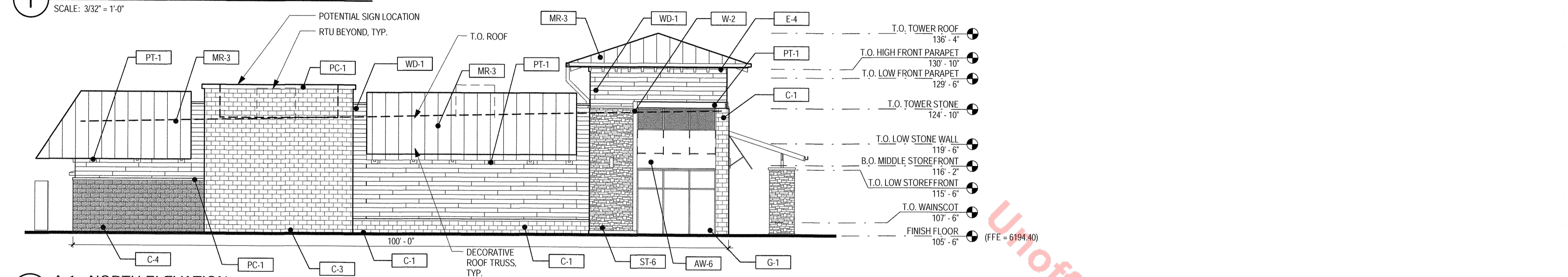
AMENDMENT NO. 2 TO SITE DEVELOPMENT PLAN FOR

LOT 1, BLOCK 1, PROMENADE AT CASTLE ROCK FILING NO. 1.

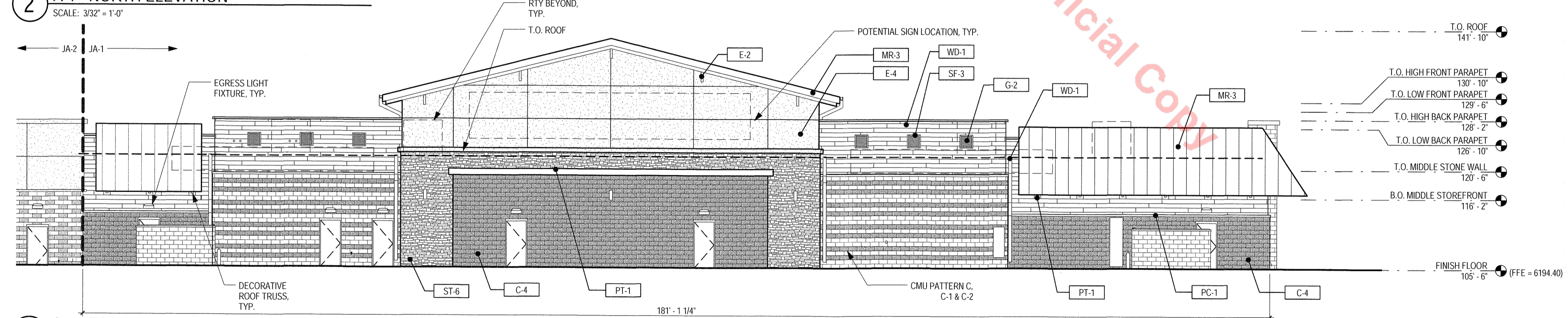
LOCATED IN THE SOUTH 1/2 OF SECTION 22 AND THE NORTH 1/2 OF SECTION 27, TOWNSHIP 7 SOUTH, RANGE 67 WEST OF THE 6TH PRINCIPAL MERIDIAN
COUNTY OF DOUGLAS, STATE OF COLORADO



1 A-1 - WEST ELEVATION
SCALE: 3/32" = 1'-0"



2 A-1 - NORTH ELEVATION
SCALE: 3/32" = 1'-0"



3 A-1 - EAST ELEVATION
SCALE: 3/32" = 1'-0"

MATERIAL LEGEND

LABEL	MATERIAL	COLOR
ST-1	HALQUIST - LEDGE	CHARCOAL LEDGE
ST-2	HALQUIST - LEDGE	CHILTON IVORY
ST-3	HALQUIST - LEDGE	SILVER LEDGE
ST-4	ARRISCRAFT - ARRIS-STACK	ASH
ST-5	ARRISCRAFT - ARRIS-STACK	BEACH
ST-6	ARRISCRAFT - ARRIS-STACK	NUTMEG
ST-7	ARRISCRAFT STONE VENEER - RENAISSANCE SMOOTH	NUTMEG
ST-8	ARRISCRAFT STONE VENEER - RENAISSANCE ROCKED	NUTMEG
ST-9	ARRISCRAFT STONE VENEER - RENAISSANCE SMOOTH	AURORA
ST-10	ARRISCRAFT STONE VENEER - RENAISSANCE ROCKED	AURORA
ST-11	ARRISCRAFT STONE VENEER - RENAISSANCE SMOOTH	BIRCHBARK
ST-12	ARRISCRAFT STONE VENEER - RENAISSANCE ROCKED	BIRCHBARK
PC-1	PRECAST STONE BASE	T-01
PC-2	PRECAST STONE BASE	T-9915
PC-3	PRECAST STONE BASE	T-9817
PC-4	PRECAST STONE BASE	T-9702R
PC-5	PRECAST STONE BASE	T-1110
PC-6	PRECAST STONE BASE	T-1004
PC-7	PRECAST STONE BASE	T-1107
W-1	WOOD PLANK SIDING	BROWN
W-2	WOOD TIMBER	GREY
C-1	GROUND FACE CONCRETE MASONRY UNIT	BASALITE #900

MATERIAL LEGEND

LABEL	MATERIAL	COLOR
C-2	SPLIT FACE CONCRETE MASONRY UNIT	BASALITE #900
C-3	GROUND FACE CONCRETE MASONRY UNIT	BASALITE #701
C-4	SPLIT FACE CONCRETE MASONRY UNIT	BASALITE #701
C-5	GROUND FACE CONCRETE MASONRY UNIT	BASALITE #807
C-6	SPLIT FACED CONCRETE MASONRY UNIT	BASALITE #600
C-7	GROUND FACE CONCRETE MASONRY UNIT	BASALITE #807
C-8	SPLIT FACED CONCRETE MASONRY UNIT	BASALITE #907
C-9	GROUND FACE CONCRETE MASONRY UNIT	BASALITE #870
C-10	SPLIT FACED CONCRETE MASONRY UNIT	BASALITE #870
C-11	GROUND FACE CONCRETE MASONRY UNIT	BORAL #838
C-12	SPLIT FACE CONCRETE MASONRY UNIT	BORAL #838
C-13	GROUND FACE CONCRETE MASONRY UNIT	GENERAL SHALE STERLING
C-14	SPLIT FACED CONCRETE MASONRY UNIT	GENERAL SHALE STERLING
C-15	GROUND FACE CONCRETE MASONRY UNIT	GENERAL SHALE PINERIDGE
C-16	SPLIT FACED CONCRETE MASONRY UNIT	GENERAL SHALE PINERIDGE
E-1	EXTERIOR INSULATING FINISH SYSTEM	CLOVER
E-2	EXTERIOR INSULATING FINISH SYSTEM	DOVER SKY
E-3	EXTERIOR INSULATING FINISH SYSTEM	TATTLETALE
E-4	EXTERIOR INSULATING FINISH SYSTEM	SPECTRUM BROWN
E-5	EXTERIOR INSULATING FINISH SYSTEM	SUEDE
E-6	EXTERIOR INSULATING FINISH SYSTEM	VAN DYKE
E-7	EXTERIOR INSULATING FINISH SYSTEM	MANOR WHITE

MATERIAL LEGEND

LABEL	MATERIAL	COLOR
E-8	EXTERIOR INSULATING FINISH SYSTEM	PRAIRIE CLAY
E-9	EXTERIOR INSULATING FINISH SYSTEM	PEARL ASH
MR-1	STANDING SEAM METAL ROOF PANEL	PRE-GALVALUME
MR-2	STANDING SEAM METAL ROOF PANEL	MATTE BLACK
MR-3	STANDING SEAM METAL ROOF PANEL	CHARCOAL GRAY
MR-4	STANDING SEAM METAL ROOF PANEL	ZINC COAT
MR-5	STANDING SEAM METAL ROOF PANEL	LEAD COAT
M-1	METAL PANEL SIDING	PRE-GALVALUME
M-2	METAL PANEL SIDING	MATTE BLACK
M-3	METAL PANEL SIDING	CHARCOAL GRAY
M-4	METAL PANEL SIDING	ZINC GRAY
M-5	METAL PANEL SIDING	LEAD COAT
M-6	METAL PANEL SIDING	DARK BRONZE
M-7	METAL PANEL SIDING	COOPER BROWN
M-8	METAL PANEL SIDING	AGED BRONZE
M-9	METAL PANEL SIDING	MEDIUM BRONZE
M-10	METAL PANEL SIDING	BUCKSKIN
M-11	METAL PANEL SIDING	SIERRA TAN
M-12	METAL PANEL SIDING	PARCHMENT
M-13	OMEGA-LITE METAL PANEL SIDING	SPORTS AUTHORITY RED
M-14	OMEGA-LITE METAL PANEL SIDING	CLEAR ANODIZED
AW-1	FABRIC AWNING	SLATE

MATERIAL LEGEND

LABEL	MATERIAL	COLOR
AW-2	FABRIC AWNING	SILVER
AW-3	FABRIC AWNING	NAVY
AW-4	FABRIC AWNING	CONCORD
AW-5	FABRIC AWNING	PACIFIC BLUE
AW-6	FABRIC AWNING	ERIN GREEN
AW-7	FABRIC AWNING	GINKO
AW-8	FABRIC AWNING	LOGO RED
AW-9	FABRIC AWNING	BURGUNDY
AW-10	FABRIC AWNING	BLACK
AW-11	FABRIC AWNING	BLACK CHERRY
AW-12	FABRIC AWNING	PALM
AW-13	FABRIC AWNING	TRUE BROWN
AW-14	FABRIC AWNING	WHEAT
AW-15	FABRIC AWNING	TAUPE
AW-16	FABRIC AWNING	JOCKEY RED
AW-17	FABRIC AWNING	PERSIAN MELON
SF-1	STOREFRONT WINDOW SYSTEM	LIGHT BRONZE
SF-2	STOREFRONT WINDOW SYSTEM	MEDIUM BRONZE
SF-3	STOREFRONT WINDOW SYSTEM	DARK BRONZE
SF-4	STOREFRONT WINDOW SYSTEM	BLACK

MATERIAL LEGEND

LABEL	MATERIAL	COLOR
SF-5	STOREFRONT WINDOW SYSTEM	CLEAR
G-1	TBD	SOLAR GREY
G-2	TBD	FROSTED
G-3	TBD	GRAY SPANDREL
PT-1	PAINT	CLASSIC GRAY OC-23
PT-2	PAINT	SILVER SATIN OC-26
PT-3	PAINT	COLLINGWOOD OC-28
PT-4	PAINT	GENTLE CREAM OC-96
PT-5	PAINT	HARBOR GRAY AC-25
PT-6	PAINT	OZARK SHADOWS AC-26
PT-7	PAINT	SAN ANTONIO GRAY AC-29
PT-8	PAINT	MESA VERDE TAN AC-33
PT-9	PAINT	VALLEY FORGE TAN AC-35
PT-10	PAINT	GLACIER WHITE AC-40
PT-11	PAINT	2138
PT-12	PAINT	PETWIER 2121-30
PT-13	PAINT	GRAY 2121-10
PT-14	PAINT	BLACK BEAUTY 2128-10
PT-15	PAINT	BLEEKER BEIGE HC-80

#	Date	Issue/Description
02-09-15	SDP SUBMITTAL	
03-27-15	SDP RESUBMITTAL	
06-23-15	SDP RESUBMITTAL	
07-20-15	SDP RESUBMITTAL	
07-31-15	SDP RESUBMITTAL	
08-26-17	MYLAR SUBMITTAL	
03-23-18	SDP AMENDMENT RESUBMITTAL	
04-18-18	SDP AMENDMENT RESUBMITTAL	

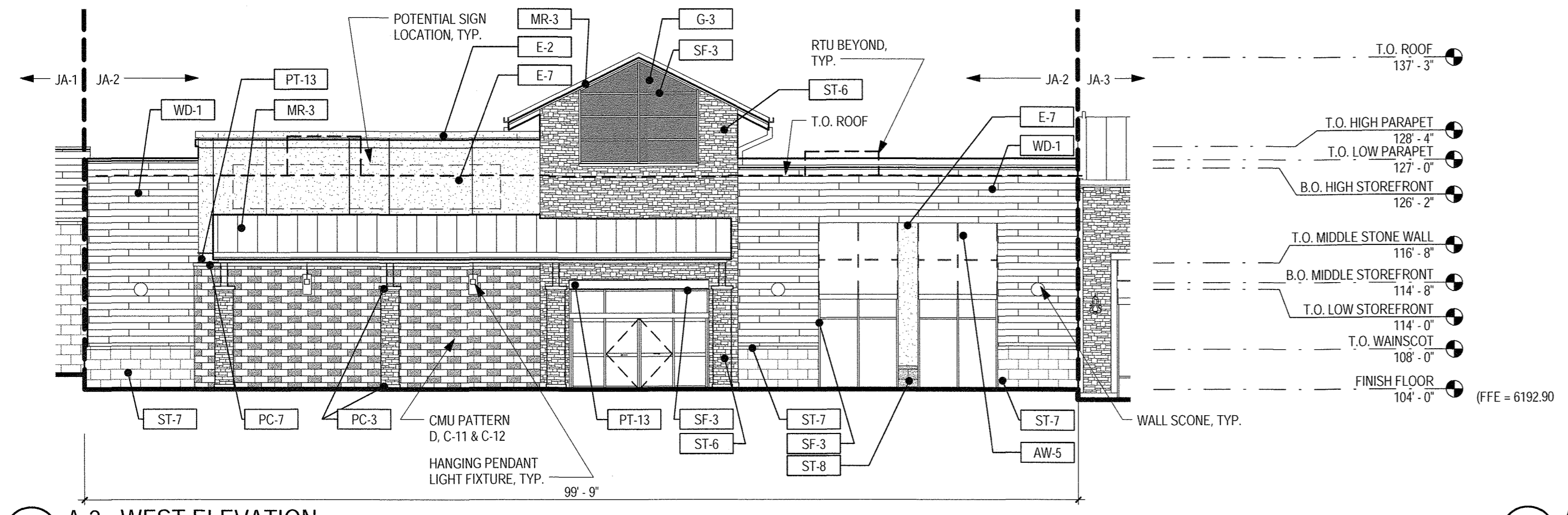

Project No:	ADP000001.12
Drawn By:	KAB
Checked By:	GAR
Date:	JULY 2015
Scale:	As indicated

SHEET TITLE:
EXTERIOR ELEVATIONS - A-1

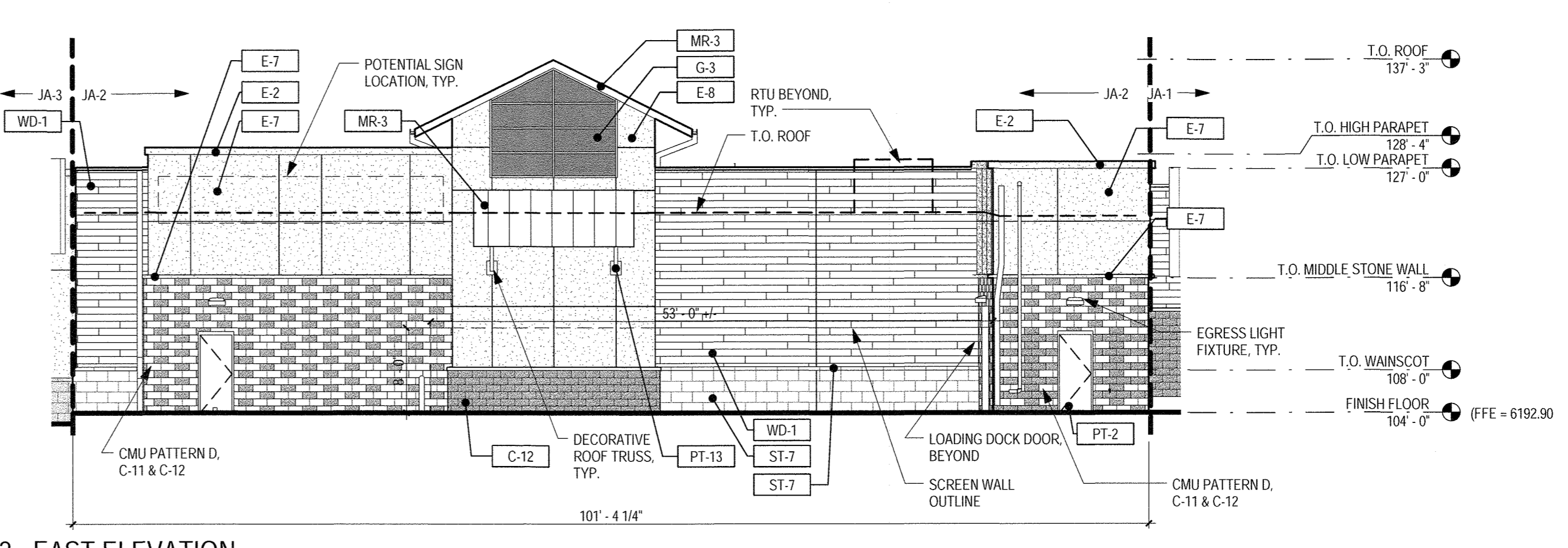
AMENDMENT NO. 2 TO SITE DEVELOPMENT PLAN FOR

LOT 1, BLOCK 1, PROMENADE AT CASTLE ROCK FILING NO. 1.

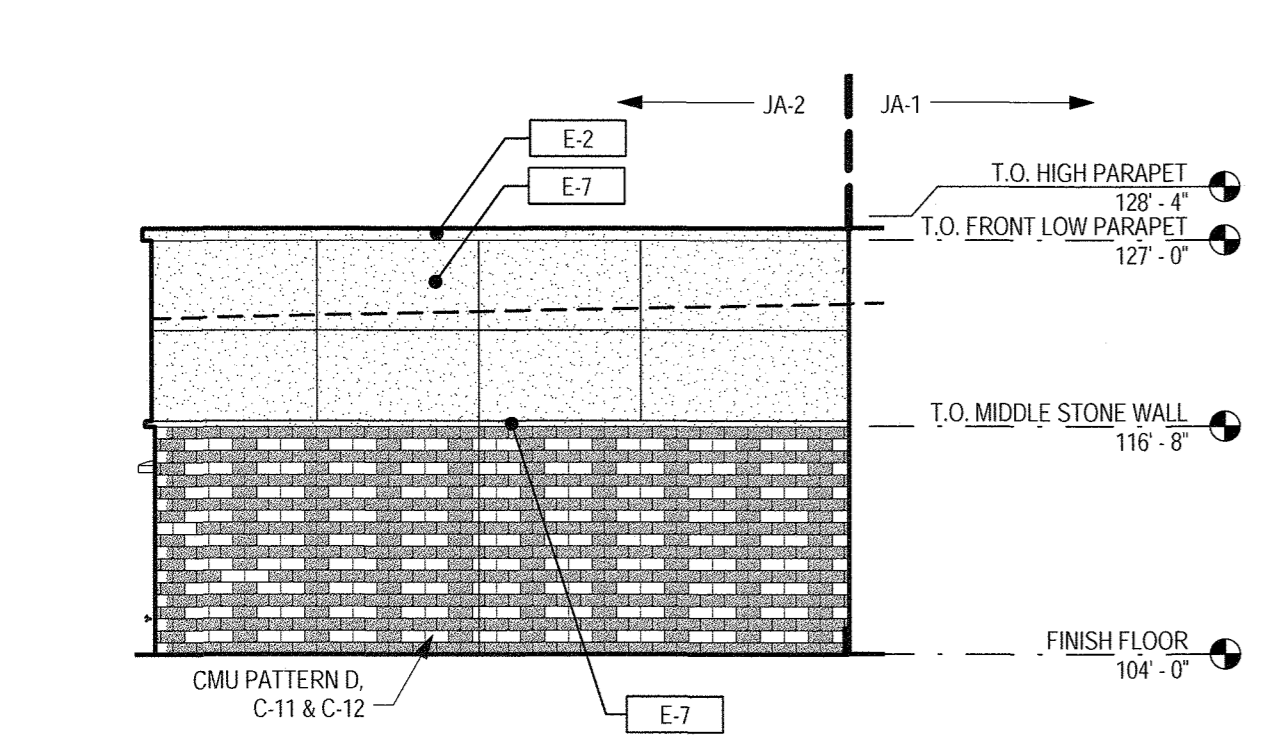
LOCATED IN THE SOUTH 1/2 OF SECTION 22 AND THE NORTH 1/2 OF SECTION 27, TOWNSHIP 7 SOUTH, RANGE 67 WEST OF THE 6TH PRINCIPAL MERIDIAN
COUNTY OF DOUGLAS, STATE OF COLORADO



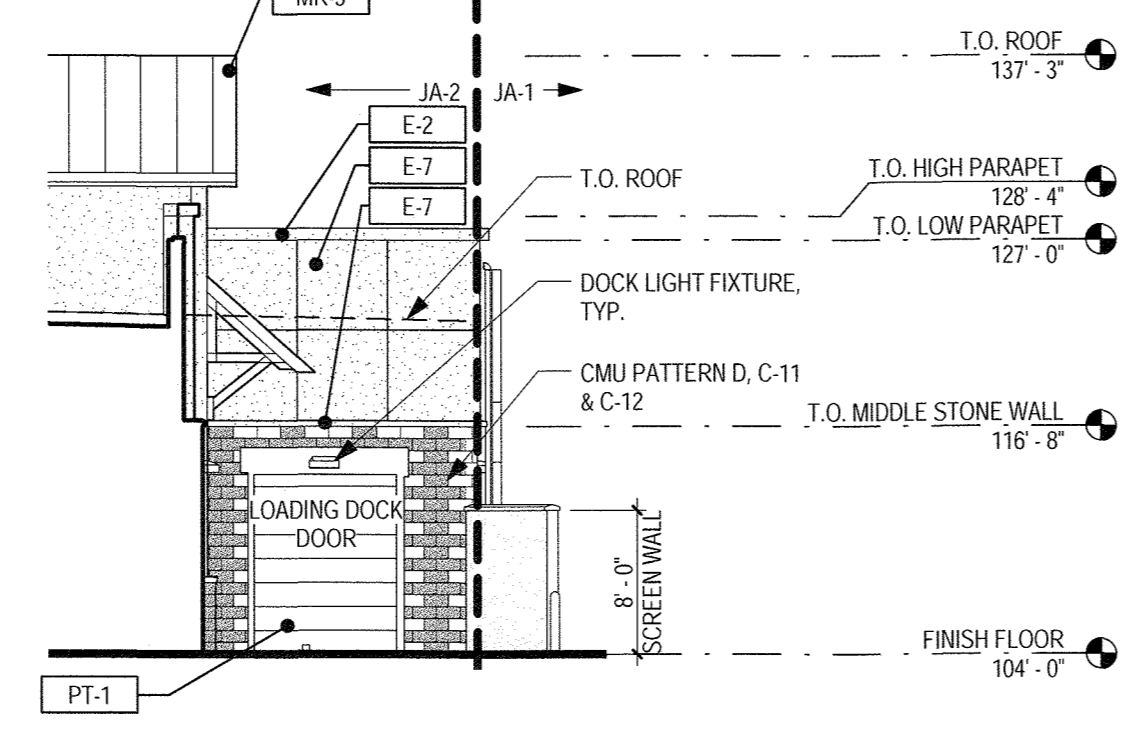
1 A-2 - WEST ELEVATION
SCALE: 3/32" = 1'-0"



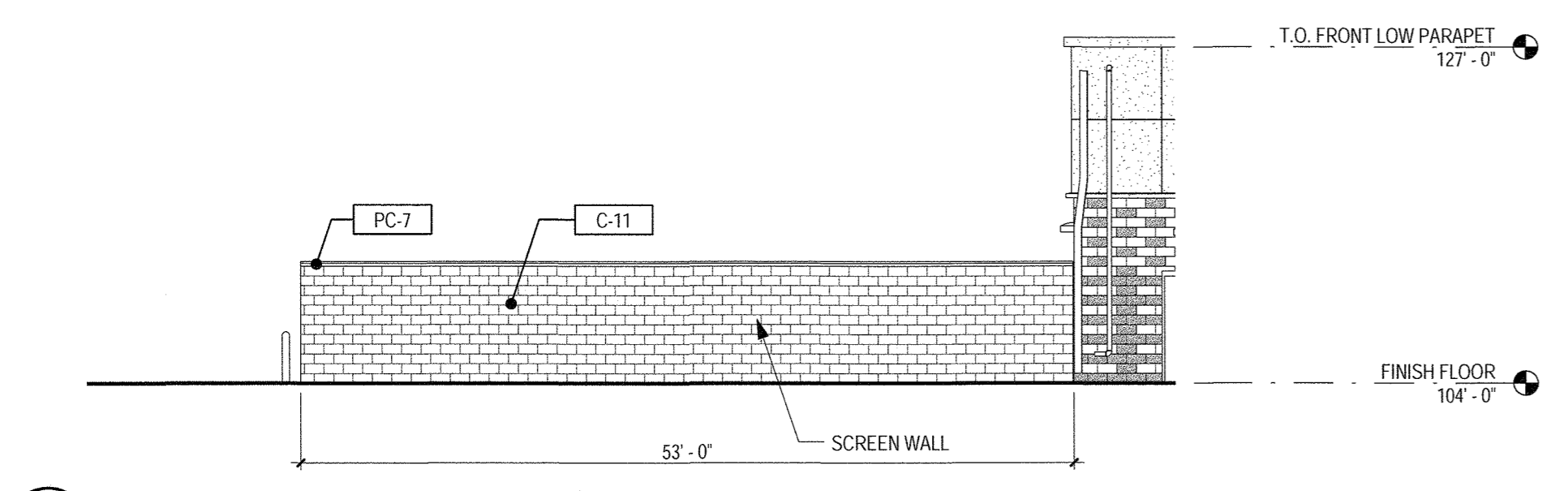
2 A-2 - EAST ELEVATION
SCALE: 3/32" = 1'-0"



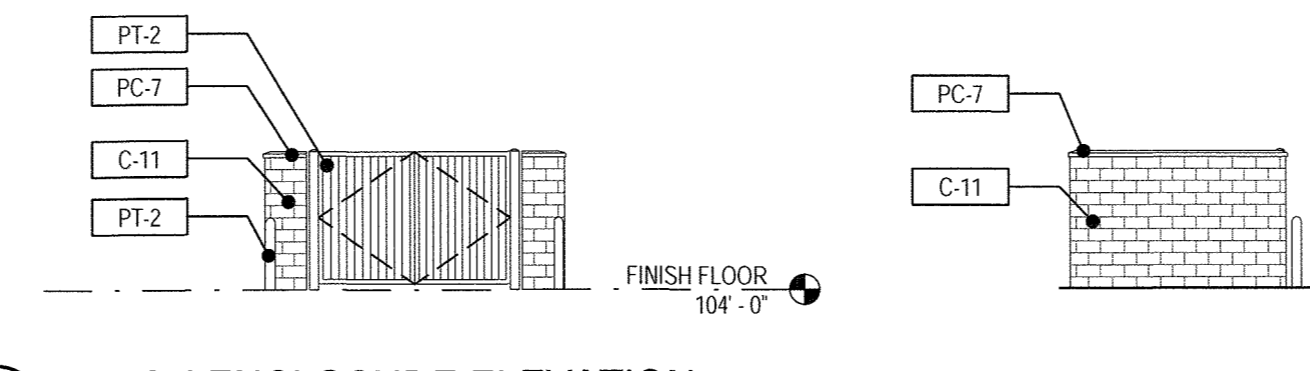
3 A2 - NORTH ELEVATION
SCALE: 3/32" = 1'-0"



4 A2 - SOUTH ELEVATION
SCALE: 3/32" = 1'-0"



5 A2 - SCREEN WALL ELEVATION
SCALE: 3/32" = 1'-0"



6 TRASH ENCLOSURE ELEVATION
SCALE: 3/32" = 1'-0"

Unofficial Copy

MATERIAL LEGEND

LABEL	MATERIAL	COLOR
ST-1	HALQUIST - LEDGE	CHARCOAL LEDGE
ST-2	HALQUIST - LEDGE	CHILTON IVORY
ST-3	HALQUIST - LEDGE	SILVER LEDGE
ST-4	ARRISCRRAFT - ARRIS-STACK	ASH
ST-5	ARRISCRRAFT - ARRIS-STACK	BEACH
ST-6	ARRISCRRAFT - ARRIS-STACK	NUTMEG
ST-7	ARRISCRRAFT STONE VENEER - RENAISSANCE SMOOTH	NUTMEG
ST-8	ARRISCRRAFT STONE VENEER - RENAISSANCE ROCKED	NUTMEG
ST-9	ARRISCRRAFT STONE VENEER - RENAISSANCE SMOOTH	AURORA
ST-10	ARRISCRRAFT STONE VENEER - RENAISSANCE ROCKED	AURORA
ST-11	ARRISCRRAFT STONE VENEER - RENAISSANCE SMOOTH	BIRCHBARK
ST-12	ARRISCRRAFT STONE VENEER - RENAISSANCE ROCKED	BIRCHBARK
PC-1	PRECAST STONE BASE	T-01
PC-2	PRECAST STONE BASE	T-9915
PC-3	PRECAST STONE BASE	T-9817
PC-4	PRECAST STONE BASE	T-9702R
PC-5	PRECAST STONE BASE	T-1110
PC-6	PRECAST STONE BASE	T-1004
PC-7	PRECAST STONE BASE	T-1107
W-1	WOOD PLANK SIDING	BROWN
W-2	WOOD TIMBER	GREY
C-1	GROUND FACE CONCRETE MASONRY UNIT	BASALITE #900

MATERIAL LEGEND

LABEL	MATERIAL	COLOR
C-2	SPLIT FACE CONCRETE MASONRY UNIT	BASALITE #900
C-3	GROUND FACE CONCRETE MASONRY UNIT	BASALITE #701
C-4	SPLIT FACE CONCRETE MASONRY UNIT	BASALITE #701
C-5	GROUND FACE CONCRETE MASONRY UNIT	BASALITE #600
C-6	SPLIT FACED CONCRETE MASONRY UNIT	BASALITE #600
C-7	GROUND FACE CONCRETE MASONRY UNIT	BASALITE #807
C-8	SPLIT FACED CONCRETE MASONRY UNIT	BASALITE #807
C-9	GROUND FACE CONCRETE MASONRY UNIT	BASALITE #870
C-10	SPLIT FACED CONCRETE MASONRY UNIT	BASALITE #870
C-11	GROUND FACE CONCRETE MASONRY UNIT	BORAL #838
C-12	SPLIT FACED CONCRETE MASONRY UNIT	BORAL #838
C-13	GROUND FACE CONCRETE MASONRY UNIT	GENERAL SHALE STERLING
C-14	SPLIT FACED CONCRETE MASONRY UNIT	GENERAL SHALE STERLING
C-15	GROUND FACE CONCRETE MASONRY UNIT	GENERAL SHALE PINERIDGE
C-16	SPLIT FACED CONCRETE MASONRY UNIT	GENERAL SHALE PINERIDGE
E-1	EXTERIOR INSULATING FINISH SYSTEM	CLOVER
E-2	EXTERIOR INSULATING FINISH SYSTEM	DOVER SKY
E-3	EXTERIOR INSULATING FINISH SYSTEM	TATTLETALE
E-4	EXTERIOR INSULATING FINISH SYSTEM	SPECTRUM BROWN
E-5	EXTERIOR INSULATING FINISH SYSTEM	SUEDE
E-6	EXTERIOR INSULATING FINISH SYSTEM	VAN DYKE
E-7	EXTERIOR INSULATING FINISH SYSTEM	MANOR WHITE

MATERIAL LEGEND

LABEL	MATERIAL	COLOR
E-8	EXTERIOR INSULATING FINISH SYSTEM	PRAIRIE CLAY
E-9	EXTERIOR INSULATING FINISH SYSTEM	PEARL ASH
MR-1	STANDING SEAM METAL ROOF PANEL	PRE-GALVALUME
MR-2	STANDING SEAM METAL ROOF PANEL	MATTE BLACK
MR-3	STANDING SEAM METAL ROOF PANEL	CHARCOAL GRAY
MR-4	STANDING SEAM METAL ROOF PANEL	ZINC GRAY
MR-5	STANDING SEAM METAL ROOF PANEL	LEAD COAT
M-1	METAL PANEL SIDING	PRE-GALVALUME
M-2	METAL PANEL SIDING	MATTE BLACK
M-3	METAL PANEL SIDING	CHARCOAL GRAY
M-4	METAL PANEL SIDING	ZINC GRAY
M-5	METAL PANEL SIDING	LEAD COAT
M-6	METAL PANEL SIDING	DARK BRONZE
M-7	METAL PANEL SIDING	COOPER BROWN
M-8	METAL PANEL SIDING	AGED BRONZE
M-9	METAL PANEL SIDING	MEDIUM BRONZE
M-10	METAL PANEL SIDING	BLUESKIN
M-11	METAL PANEL SIDING	SIERRA TAN
M-12	METAL PANEL SIDING	PARCHMENT
M-13	OMEGA-LITE METAL PANEL SIDING	SPORTS AUTHORITY RED
M-14	OMEGA-LITE METAL PANEL SIDING	CLEAR ANODIZED
AW-1	FABRIC AWNING	SLATE

MATERIAL LEGEND

LABEL	MATERIAL	COLOR
AW-2	FABRIC AWNING	SILVER
AW-3	FABRIC AWNING	NAVY
AW-4	FABRIC AWNING	CONCORD
AW-5	FABRIC AWNING	PACIFIC BLUE
AW-6	FABRIC AWNING	ERIN GREEN
AW-7	FABRIC AWNING	GINKO
AW-8	FABRIC AWNING	LOGO RED
AW-9	FABRIC AWNING	BURGUNDY
AW-10	FABRIC AWNING	BLACK
AW-11	FABRIC AWNING	BLACK CHERRY
AW-12	FABRIC AWNING	PALM
AW-13	FABRIC AWNING	TRUE BROWN
AW-14	FABRIC AWNING	VALLEY FORGE TAN AC-35
AW-15	FABRIC AWNING	TAUPE
AW-16	FABRIC AWNING	JOCKEY RED
AW-17	FABRIC AWNING	PERSIAN MELON
SF-1	STOREFRONT WINDOW SYSTEM	LIGHT BRONZE
SF-2	STOREFRONT WINDOW SYSTEM	MEDIUM BRONZE
SF-3	STOREFRONT WINDOW SYSTEM	DARK BRONZE
SF-4	STOREFRONT WINDOW SYSTEM	BLACK

MATERIAL LEGEND

LABEL	MATERIAL	COLOR
SF-5	STOREFRONT WINDOW SYSTEM	CLEAR
G-1	TBD	SOLAR GREY
G-2	TBD	FROSTED
G-3	TBD	GRAY SPANDREL
PT-1	PAINT	CLASSIC GRAY OC-23
PT-2	PAINT	SILVER SATIN OC-26
PT-3	PAINT	COLLINGWOOD OC-28
PT-4	PAINT	GENTLE CREAM OC-96
PT-5	PAINT	HARBOR GRAY AC-25
PT-6	PAINT	OZARK SHADOWS AC-26
PT-7	PAINT	SAN ANTONIO GRAY AC-29
PT-8	PAINT	MESA VERDE TAN AC-33
PT-9	PAINT	VALLEY FORGE TAN AC-35
PT-10	PAINT	GLACIER WHITE AC-40
PT-11	PAINT	2138
PT-12	PAINT	PEWTER 2121-30
PT-13	PAINT	GRAY 2121-10
PT-14	PAINT	BLACK BEAUTY 2128-10
PT-15	PAINT	BLEEKER BEIGE HC-80

#	Date	Issue/Description
	02-09-15	SDP SUBMITTAL
	03-27-15	SDP RESUBMITTAL
	06-23-15	SDP RESUBMITTAL
	07-20-15	SDP RESUBMITTAL
	07-31-15	SDP RESUBMITTAL
	08-26-17	MYLAR SUBMITTAL
	03-23-18	SDP AMENDMENT RESUBMITTAL
	04-19-18	SDP AMENDMENT RESUBMITTAL

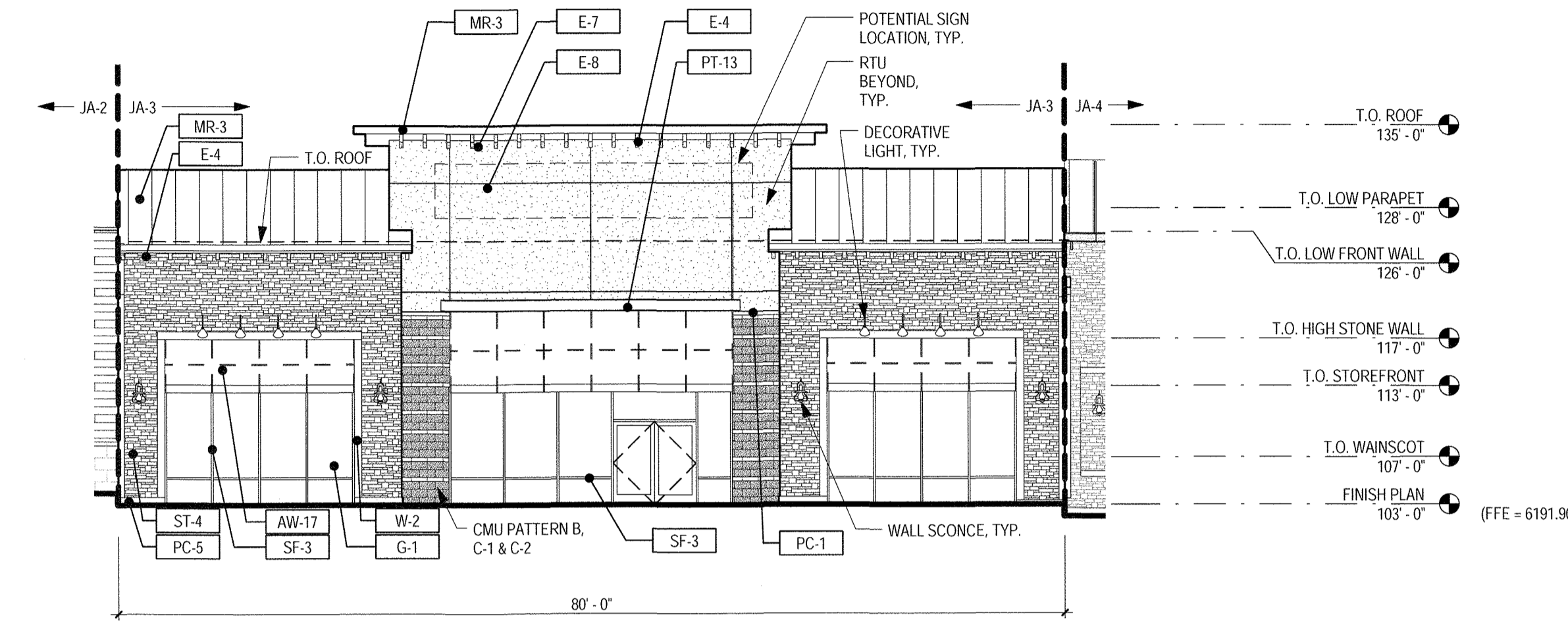
Project No:	ADP000001.12
Drawn By:	KAB
Checked By:	GAR
Date:	JULY 2015
Scale:	As indicated

SHEET TITLE:
EXTERIOR ELEVATIONS - A-2

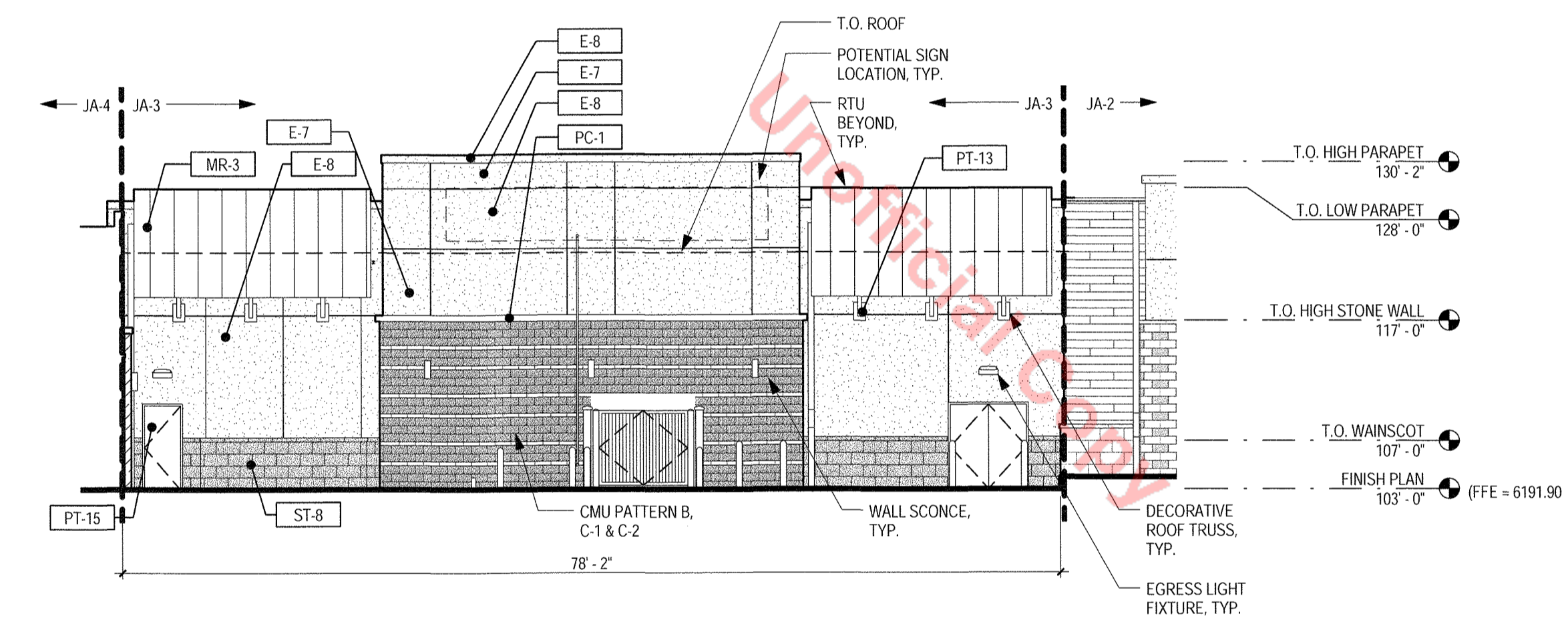
AMENDMENT NO. 2 TO SITE DEVELOPMENT PLAN FOR

LOT 1, BLOCK 1, PROMENADE AT CASTLE ROCK FILING NO. 1.

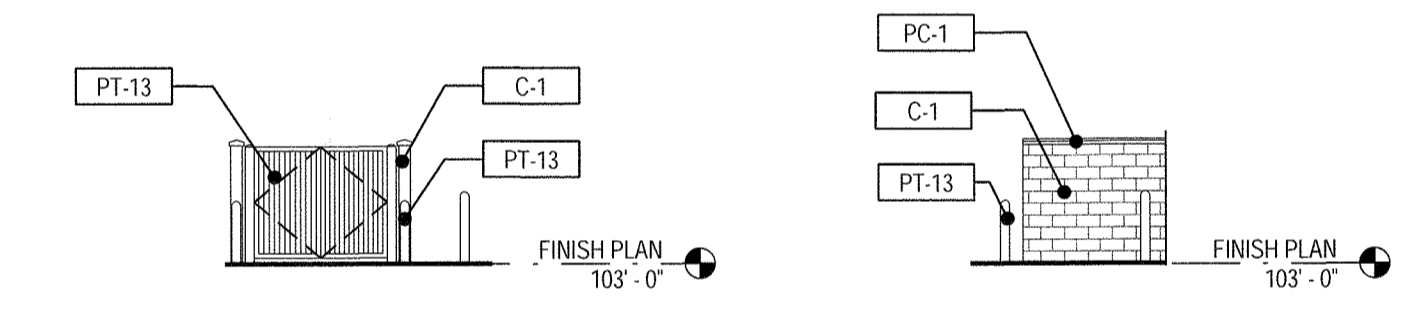
LOCATED IN THE SOUTH 1/2 OF SECTION 22 AND THE NORTH 1/2 OF SECTION 27, TOWNSHIP 7 SOUTH, RANGE 67 WEST OF THE 6TH PRINCIPAL MERIDIAN
COUNTY OF DOUGLAS, STATE OF COLORADO



1 A-3 - WEST ELEVATION
SCALE: 3/32" = 1'-0"



2 A-3 - EAST ELEVATION
SCALE: 3/32" = 1'-0"



3 A-3 - TRASH ENCLOSURE ELEVATION
SCALE: 3/32" = 1'-0"

MATERIAL LEGEND

LABEL	MATERIAL	COLOR
ST-1	HALQUIST - LEDGE	CHARCOAL LEDGE
ST-2	HALQUIST - LEDGE	CHILTON IVORY
ST-3	HALQUIST - LEDGE	SILVER LEDGE
ST-4	ARRISCRAFT - ARRIS-STACK	ASH
ST-5	ARRISCRAFT - ARRIS-STACK	BEACH
ST-6	ARRISCRAFT - ARRIS-STACK	NUTMEG
ST-7	ARRISCRAFT STONE VENEER - RENAISSANCE SMOOTH	NUTMEG
ST-8	ARRISCRAFT STONE VENEER - RENAISSANCE ROCKED	NUTMEG
ST-9	ARRISCRAFT STONE VENEER - RENAISSANCE SMOOTH	AURORA
ST-10	ARRISCRAFT STONE VENEER - RENAISSANCE ROCKED	AURORA
ST-11	ARRISCRAFT STONE VENEER - RENAISSANCE SMOOTH	BIRCHBARK
ST-12	ARRISCRAFT STONE VENEER - RENAISSANCE ROCKED	BIRCHBARK
PC-1	PRECAST STONE BASE	T-01
PC-2	PRECAST STONE BASE	T-9915
PC-3	PRECAST STONE BASE	T-9817
PC-4	PRECAST STONE BASE	T-9702R
PC-5	PRECAST STONE BASE	T-1110
PC-6	PRECAST STONE BASE	T-1004
PC-7	PRECAST STONE BASE	T-1107
W-1	WOOD PLANK SIDING	BROWN
W-2	WOOD TIMBER	GREY
C-1	GROUND FACE CONCRETE MASONRY UNIT	BASALITE #900

MATERIAL LEGEND

LABEL	MATERIAL	COLOR
C-2	SPLIT FACE CONCRETE MASONRY UNIT	BASALITE #900
C-3	GROUND FACE CONCRETE MASONRY UNIT	BASALITE #701
C-4	SPLIT FACE CONCRETE MASONRY UNIT	BASALITE #701
C-5	GROUND FACE CONCRETE MASONRY UNIT	BASALITE #600
C-6	SPLIT FACED CONCRETE MASONRY UNIT	BASALITE #600
C-7	GROUND FACE CONCRETE MASONRY UNIT	BASALITE #807
C-8	SPLIT FACED CONCRETE MASONRY UNIT	BASALITE #807
C-9	GROUND FACE CONCRETE MASONRY UNIT	BASALITE #870
C-10	SPLIT FACED CONCRETE MASONRY UNIT	BASALITE #870
C-11	GROUND FACE CONCRETE MASONRY UNIT	BORAL #838
C-12	SPLIT FACED CONCRETE MASONRY UNIT	BORAL #838
C-13	GROUND FACE CONCRETE MASONRY UNIT	GENERAL SHALE STERLING
C-14	SPLIT FACED CONCRETE MASONRY UNIT	GENERAL SHALE STERLING
C-15	GROUND FACE CONCRETE MASONRY UNIT	GENERAL SHALE PINERIDGE
C-16	SPLIT FACED CONCRETE MASONRY UNIT	GENERAL SHALE PINERIDGE
E-1	EXTERIOR INSULATING FINISH SYSTEM	CLOVER
E-2	EXTERIOR INSULATING FINISH SYSTEM	DOVER SKY
E-3	EXTERIOR INSULATING FINISH SYSTEM	TATTLETALE
E-4	EXTERIOR INSULATING FINISH SYSTEM	SPECTRUM BROWN
E-5	EXTERIOR INSULATING FINISH SYSTEM	SUEDE
E-6	EXTERIOR INSULATING FINISH SYSTEM	VAN DYKE
E-7	EXTERIOR INSULATING FINISH SYSTEM	MANOR WHITE

MATERIAL LEGEND

LABEL	MATERIAL	COLOR
E-8	EXTERIOR INSULATING FINISH SYSTEM	PRAIRIE CLAY
E-9	EXTERIOR INSULATING FINISH SYSTEM	PEARL ASH
MR-1	STANDING SEAM METAL ROOF PANEL	PRE-GALVALUME
MR-2	STANDING SEAM METAL ROOF PANEL	MATTE BLACK
MR-3	STANDING SEAM METAL ROOF PANEL	CHARCOAL GRAY
MR-4	STANDING SEAM METAL ROOF PANEL	ZINC GRAY
MR-5	STANDING SEAM METAL ROOF PANEL	LEAD COAT
M-1	METAL PANEL SIDING	PRE-GALVALUME
M-2	METAL PANEL SIDING	MATTE BLACK
M-3	METAL PANEL SIDING	CHARCOAL GRAY
M-4	METAL PANEL SIDING	ZINC GRAY
M-5	METAL PANEL SIDING	LEAD COAT
M-6	METAL PANEL SIDING	DARK BRONZE
M-7	METAL PANEL SIDING	COOPER BROWN
M-8	METAL PANEL SIDING	AGED BRONZE
M-9	METAL PANEL SIDING	MEDIUM BRONZE
M-10	METAL PANEL SIDING	BUCKSKIN
M-11	METAL PANEL SIDING	SIERRA TAN
M-12	METAL PANEL SIDING	PARCHMENT
M-13	OMEGA-LITE METAL PANEL SIDING	SPORTS AUTHORITY RED
M-14	OMEGA-LITE METAL PANEL SIDING	CLEAR ANODIZED
AW-1	FABRIC AWNING	SLATE

MATERIAL LEGEND

LABEL	MATERIAL	COLOR
AW-2	FABRIC AWNING	SILVER
AW-3	FABRIC AWNING	NAVY
AW-4	FABRIC AWNING	CONCORD
AW-5	FABRIC AWNING	PACIFIC BLUE
AW-6	FABRIC AWNING	ERIN GREEN
AW-7	FABRIC AWNING	GINKO
AW-8	FABRIC AWNING	LOGO RED
AW-9	FABRIC AWNING	BURGUNDY
AW-10	FABRIC AWNING	BLACK
AW-11	FABRIC AWNING	BLACK CHERRY
AW-12	FABRIC AWNING	PALM
AW-13	FABRIC AWNING	TRUE BROWN
AW-14	FABRIC AWNING	WHEAT
AW-15	FABRIC AWNING	TAUPE
AW-16	FABRIC AWNING	JOCKEY RED
AW-17	FABRIC AWNING	PERSIAN MELON
SF-1	STOREFRONT WINDOW SYSTEM	LIGHT BRONZE
SF-2	STOREFRONT WINDOW SYSTEM	MEDIUM BRONZE
SF-3	STOREFRONT WINDOW SYSTEM	DARK BRONZE
SF-4	STOREFRONT WINDOW SYSTEM	BLACK

MATERIAL LEGEND

LABEL	MATERIAL	COLOR
SF-5	STOREFRONT WINDOW SYSTEM	CLEAR
G-1	TBD	SOLAR GREY
G-2	TBD	FROSTED
G-3	TBD	GRAY SPANDREL
PT-1	PAINT	CLASSIC GRAY OC-23
PT-2	PAINT	SILVER SATIN OC-26
PT-3	PAINT	COLLINGWOOD OC-28
PT-4	PAINT	GENTLE CREAM OC-96
PT-5	PAINT	MESA VERDE TAN AC-33
PT-6	PAINT	OZARK SHADOWS AC-26
PT-7	PAINT	SAN ANTONIO GRAY AC-29
PT-8	PAINT	MESA VERDE TAN AC-33
PT-9	PAINT	VALLEY FORGE TAN AC-35
PT-10	PAINT	GLACIER WHITE AC-40
PT-11	PAINT	2138
PT-12	PAINT	PEWTER 2121-30
PT-13	PAINT	GRAY 2121-10
PT-14	PAINT	BLACK BEAUTY 2128-10
PT-15	PAINT	BLEEKER BEIGE HC-80

#	Date	Issue/Description
---	02-09-15	SDP SUBMITTAL
---	03-27-15	SDP RESUBMITTAL
---	06-23-15	SDP RESUBMITTAL
---	07-20-15	SDP RESUBMITTAL
---	07-31-15	SDP RESUBMITTAL
---	08-26-17	MYLAR SUBMITTAL
---	03-23-18	SDP AMENDMENT RESUBMITTAL
---	04-19-18	SDP AMENDMENT RESUBMITTAL

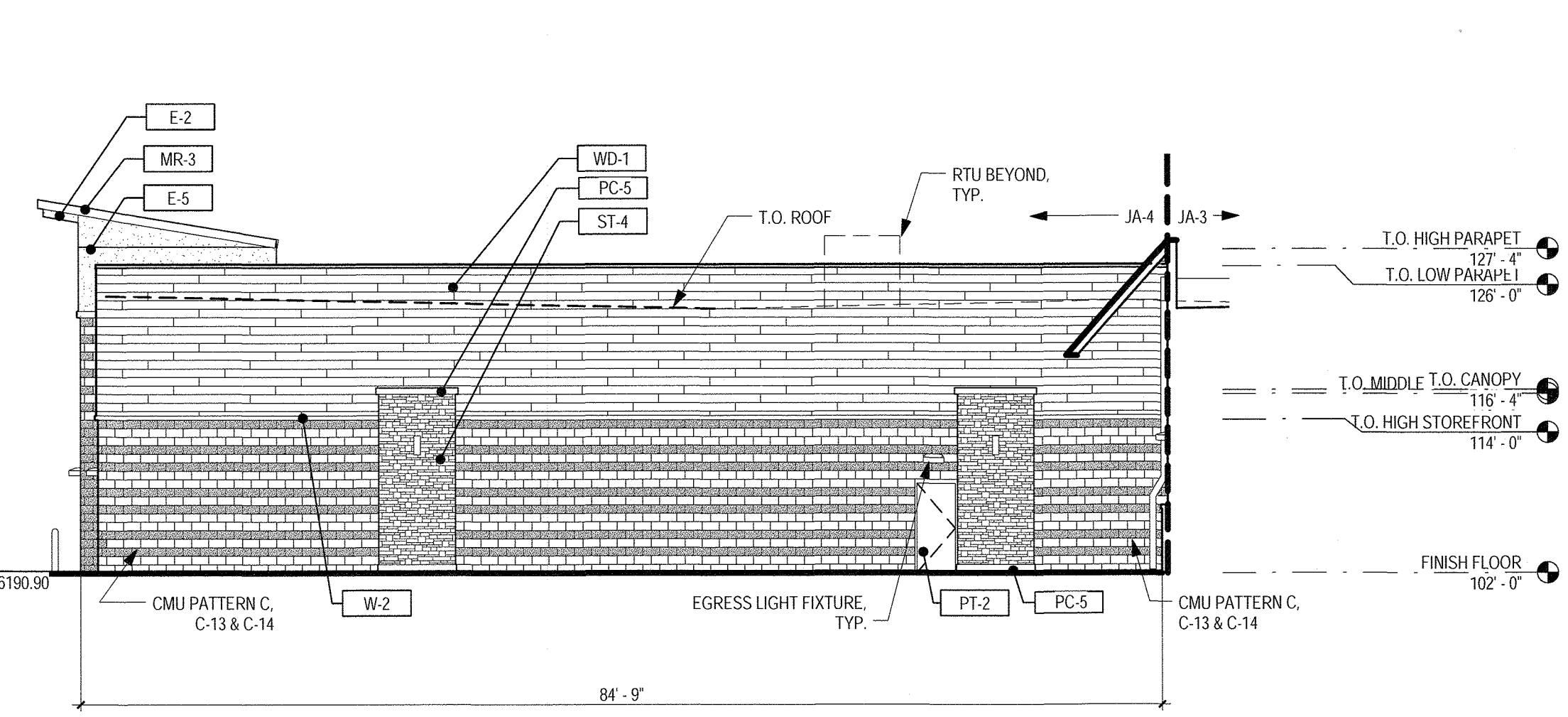
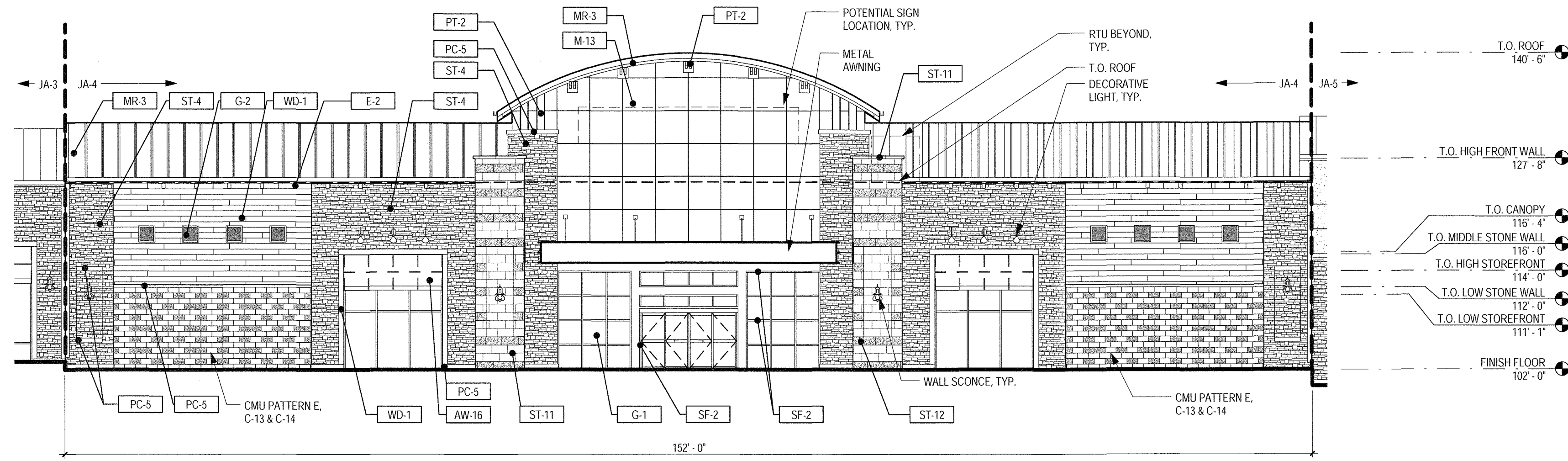

Project No: ADP000001.12
 Drawn By: KAB
 Checked By: GAR
 Date: JULY 2015
 Scale: As indicated

SHEET TITLE:
EXTERIOR ELEVATIONS - A-3

AMENDMENT NO. 2 TO SITE DEVELOPMENT PLAN FOR

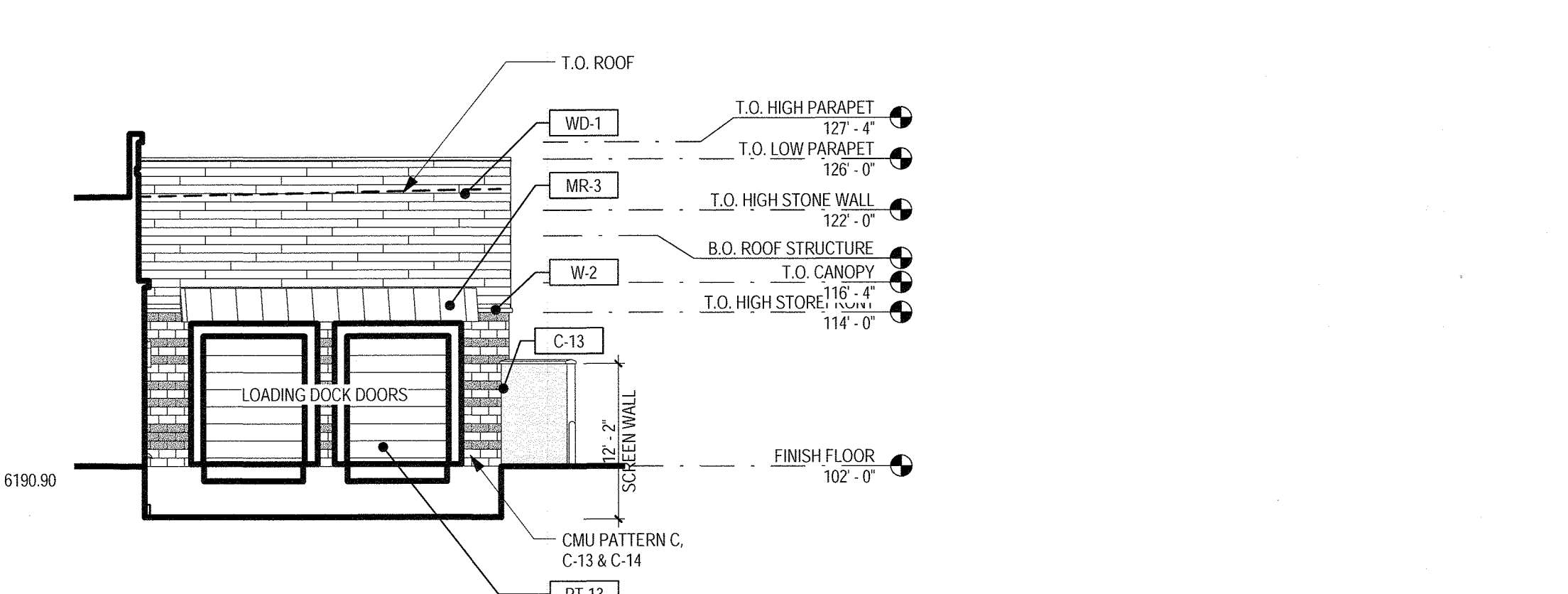
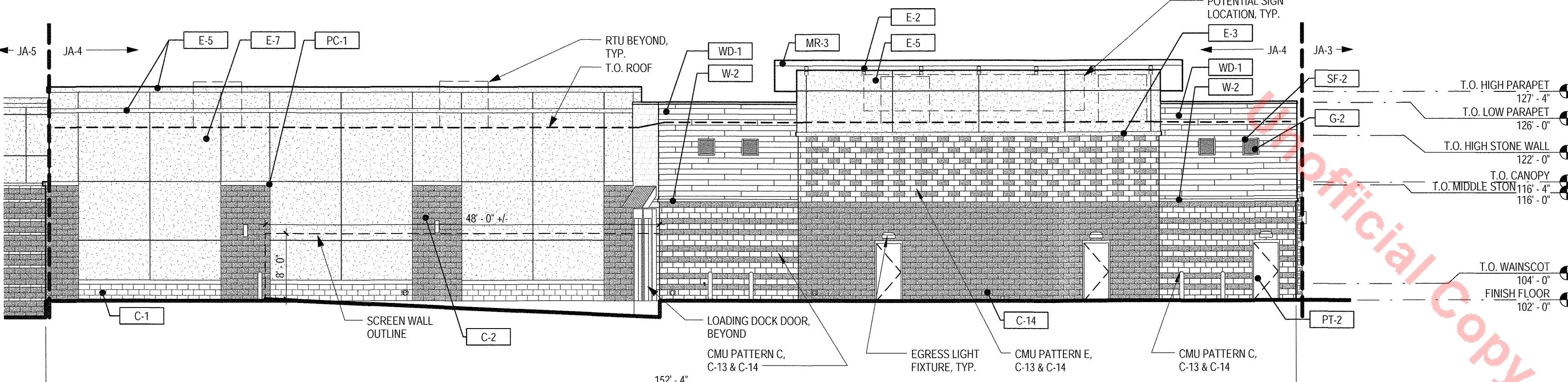
LOT 1, BLOCK 1, PROMENADE AT CASTLE ROCK FILING NO. 1.

LOCATED IN THE SOUTH 1/2 OF SECTION 22 AND THE NORTH 1/2 OF SECTION 27, TOWNSHIP 7 SOUTH, RANGE 67 WEST OF THE 6TH PRINCIPAL MERIDIAN
COUNTY OF DOUGLAS, STATE OF COLORADO



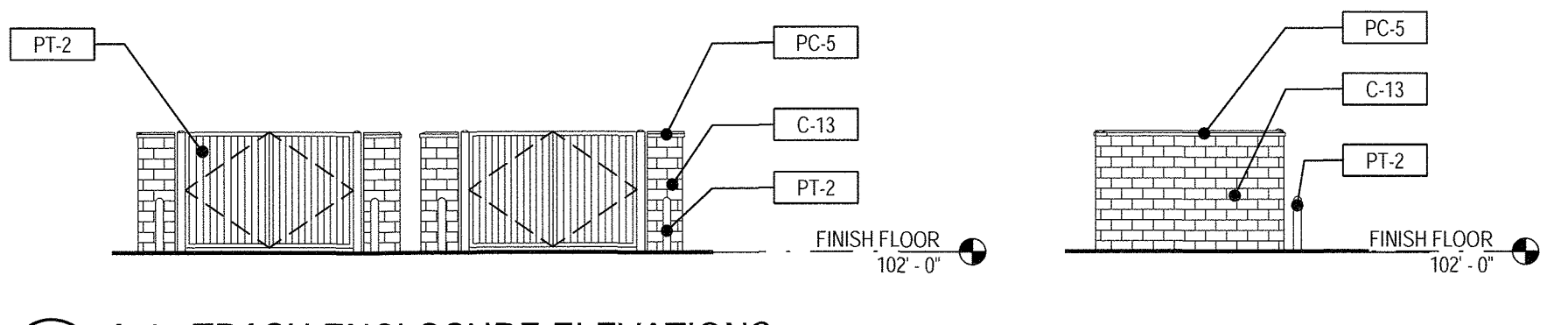
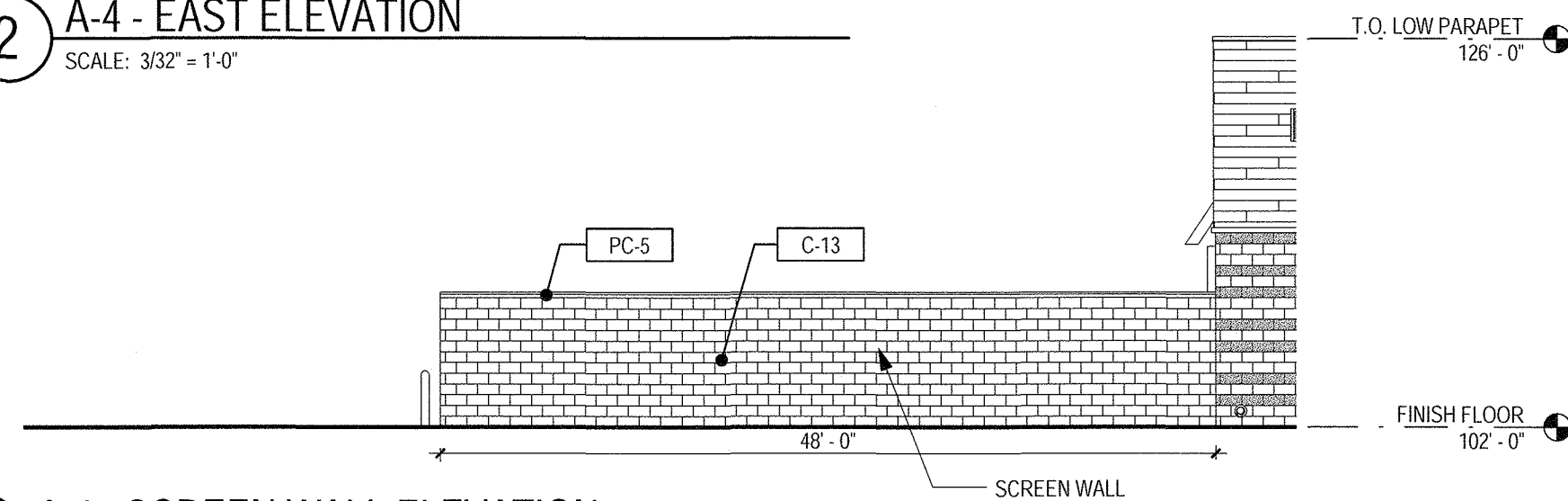
1 A-4 - WEST ELEVATION
SCALE: 3/32" = 1'-0"

3 A-4 - NORTH ELEVATION
SCALE: 3/32" = 1'-0"



2 A-4 - EAST ELEVATION
SCALE: 3/32" = 1'-0"

4 A-4 - SOUTH ELEVATION
SCALE: 3/32" = 1'-0"



5 A-4 - SCREEN WALL ELEVATION
SCALE: 3/32" = 1'-0"

6 A-4 - TRASH ENCLOSURE ELEVATIONS
SCALE: 3/32" = 1'-0"

MATERIAL LEGEND		
LABEL	MATERIAL	COLOR
ST-1	HALQUIST - LEDGE	CHARCOAL LEDGE
ST-2	HALQUIST - LEDGE	CHILTON IVORY
ST-3	HALQUIST - LEDGE	SILVER LEDGE
ST-4	ARRISCRAFT - ARRIS-STACK	ASH
ST-5	ARRISCRAFT - ARRIS-STACK	BEACH
ST-6	ARRISCRAFT - ARRIS-STACK	NUTMEG
ST-7	ARRISCRAFT STONE VENEER - RENAISSANCE SMOOTH	NUTMEG
ST-8	ARRISCRAFT STONE VENEER - RENAISSANCE ROCKED	NUTMEG
ST-9	ARRISCRAFT STONE VENEER - RENAISSANCE SMOOTH	AURORA
ST-10	ARRISCRAFT STONE VENEER - RENAISSANCE ROCKED	AURORA
ST-11	ARRISCRAFT STONE VENEER - RENAISSANCE SMOOTH	BIRCHBARK
ST-12	ARRISCRAFT STONE VENEER - RENAISSANCE ROCKED	BIRCHBARK
PC-1	PRECAST STONE BASE	T-01
PC-2	PRECAST STONE BASE	T-9915
PC-3	PRECAST STONE BASE	T-9817
PC-4	PRECAST STONE BASE	T-9702R
PC-5	PRECAST STONE BASE	T-1110
PC-6	PRECAST STONE BASE	T-1004
PC-7	PRECAST STONE BASE	T-1107
W-1	WOOD PLANK SIDING	BROWN
W-2	WOOD TIMBER	GREY
C-1	GROUND FACE CONCRETE MASONRY UNIT	BASALITE #900

MATERIAL LEGEND		
LABEL	MATERIAL	COLOR
C-2	SPLIT FACE CONCRETE MASONRY UNIT	BASALITE #900
C-3	GROUND FACE CONCRETE MASONRY UNIT	BASALITE #701
C-4	SPLIT FACE CONCRETE MASONRY UNIT	BASALITE #701
C-5	GROUND FACE CONCRETE MASONRY UNIT	BASALITE #600
C-6	SPLIT FACED CONCRETE MASONRY UNIT	BASALITE #600
C-7	GROUND FACE CONCRETE MASONRY UNIT	BASALITE #807
C-8	SPLIT FACED CONCRETE MASONRY UNIT	BASALITE #807
C-9	GROUND FACE CONCRETE MASONRY UNIT	BASALITE #870
C-10	SPLIT FACED CONCRETE MASONRY UNIT	BASALITE #870
C-11	GROUND FACE CONCRETE MASONRY UNIT	BORAL #838
C-12	SPLIT FACED CONCRETE MASONRY UNIT	BORAL #838
C-13	GROUND FACE CONCRETE MASONRY UNIT	GENERAL SHALE STERLING
C-14	SPLIT FACED CONCRETE MASONRY UNIT	GENERAL SHALE STERLING
C-15	GROUND FACE CONCRETE MASONRY UNIT	GENERAL SHALE PINERIDGE
C-16	SPLIT FACED CONCRETE MASONRY UNIT	GENERAL SHALE PINERIDGE
E-1	EXTERIOR INSULATING FINISH SYSTEM	CLOVER
E-2	EXTERIOR INSULATING FINISH SYSTEM	DOVER SKY
E-3	EXTERIOR INSULATING FINISH SYSTEM	TATTLETALE
E-4	EXTERIOR INSULATING FINISH SYSTEM	SPECTRUM BROWN
E-5	EXTERIOR INSULATING FINISH SYSTEM	SUEDE
E-6	EXTERIOR INSULATING FINISH SYSTEM	VAN DYKE
E-7	EXTERIOR INSULATING FINISH SYSTEM	MANOR WHITE

MATERIAL LEGEND		
LABEL	MATERIAL	COLOR
E-8	EXTERIOR INSULATING FINISH SYSTEM	PRAIRIE CLAY
E-9	EXTERIOR INSULATING FINISH SYSTEM	PEARL ASH
MR-1	STANDING SEAM METAL ROOF PANEL	PRE-GALVALUME
MR-2	STANDING SEAM METAL ROOF PANEL	MATTE BLACK
MR-3	STANDING SEAM METAL ROOF PANEL	CHARCOAL GRAY
MR-4	STANDING SEAM METAL ROOF PANEL	ZINC GRAY
MR-5	STANDING SEAM METAL ROOF PANEL	LEAD COAT
M-1	METAL PANEL SIDING	PRE-GALVALUME
M-2	METAL PANEL SIDING	MATTE BLACK
M-3	METAL PANEL SIDING	CHARCOAL GRAY
M-4	METAL PANEL SIDING	ZINC GRAY
M-5	METAL PANEL SIDING	LEAD COAT
M-6	METAL PANEL SIDING	DARK BRONZE
M-7	METAL PANEL SIDING	COOPER BROWN
M-8	METAL PANEL SIDING	AGED BRONZE
M-9	METAL PANEL SIDING	MEDIUM BRONZE
M-10	METAL PANEL SIDING	BUCKSKIN
M-11	METAL PANEL SIDING	SIERRA TAN
M-12	METAL PANEL SIDING	PARCHMENT
M-13	OMEGA-LITE METAL PANEL SIDING	SPORTS AUTHORITY RED
M-14	OMEGA-LITE METAL PANEL SIDING	CLEAR ANODIZED
AW-1	FABRIC AWNING	SLATE

MATERIAL LEGEND		
LABEL	MATERIAL	COLOR
AW-2	FABRIC AWNING	SILVER
AW-3	FABRIC AWNING	NAVY
AW-4	FABRIC AWNING	CONCORD
AW-5	FABRIC AWNING	PACIFIC BLUE
AW-6	FABRIC AWNING	ERIN GREEN
AW-7	FABRIC AWNING	GINKO
AW-8	FABRIC AWNING	LOGO RED
AW-9	FABRIC AWNING	BURGUNDY
AW-10	FABRIC AWNING	BLACK
AW-11	FABRIC AWNING	BLACK CHERRY
AW-12	FABRIC AWNING	PALM
AW-13	FABRIC AWNING	TRUE BROWN
AW-14	FABRIC AWNING	WHEAT
AW-15	FABRIC AWNING	TAUPE
AW-16	FABRIC AWNING	JOCKEY RED
AW-17	FABRIC AWNING	PERSIAN MELON
SF-1	STOREFRONT WINDOW SYSTEM	LIGHT BRONZE
SF-2	STOREFRONT WINDOW SYSTEM	MEDIUM BRONZE
SF-3	STOREFRONT WINDOW SYSTEM	DARK BRONZE
SF-4	STOREFRONT WINDOW SYSTEM	BLACK

MATERIAL LEGEND		
LABEL	MATERIAL	COLOR
SF-5	STOREFRONT WINDOW SYSTEM	CLEAR
G-1	TBD	SOLAR GREY
G-2	TBD	FROSTED
G-3	TBD	GRAY SPANDREL
PT-1	PAINT	CLASSIC GRAY OC-23
PT-2	PAINT	SILVER SATIN OC-26
PT-3	PAINT	COLLINGWOOD OC-28
PT-4	PAINT	GENTLE CREAM OC-96
PT-5	PAINT	HARBOR GRAY AC-25
PT-6	PAINT	OZARK SHADOWS AC-26
PT-7	PAINT	SAN ANTONIO GRAY AC-29
PT-8	PAINT	MESA VERDE TAN AC-33
PT-9	PAINT	VALLEY FORGE TAN AC-35
PT-10	PAINT	GLACIER WHITE AC-40
PT-11	PAINT	2138
PT-12	PAINT	PEWTER 2121-30
PT-13	PAINT	GRAY 2121-10
PT-14	PAINT	BLACK BEAUTY 2128-10
PT-15	PAINT	BLEEKER BEIGE HC-80

#	Date	Issue/Description
02-09-15	SDP SUBMITTAL	
03-27-15	SDP RESUBMITTAL	
06-23-15	SDP RESUBMITTAL	
07-20-15	SDP RESUBMITTAL	
07-31-15	SDP RESUBMITTAL	
08-26-17	MYLAR SUBMITTAL	
08-23-18	SDP AMENDMENT RESUBMITTAL	
04-18-18	SDP AMENDMENT RESUBMITTAL	

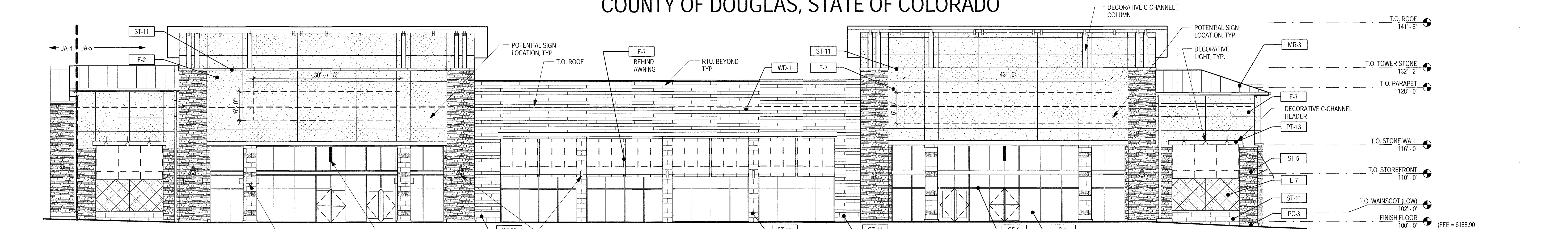

Project No:	ADP00001.12
Drawn By:	KAB
Checked By:	GAR
Date:	JULY 2015
Scale:	As indicated

SHEET TITLE:
EXTERIOR ELEVATIONS - A-4

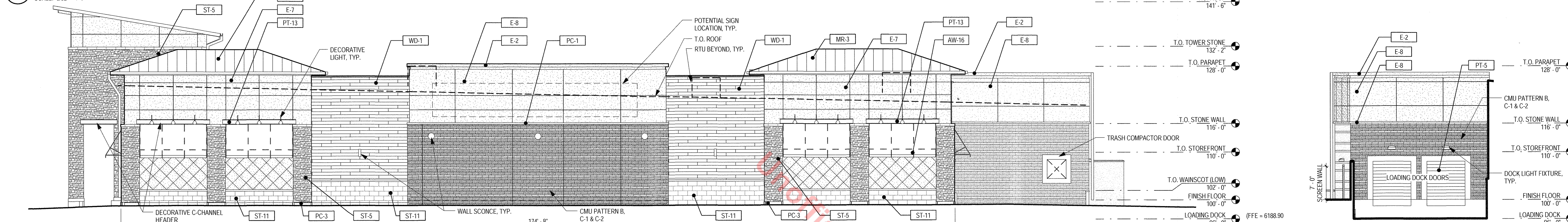
AMENDMENT NO. 2 TO SITE DEVELOPMENT PLAN FOR

LOT 1, BLOCK 1, PROMENADE AT CASTLE ROCK FILING NO. 1.

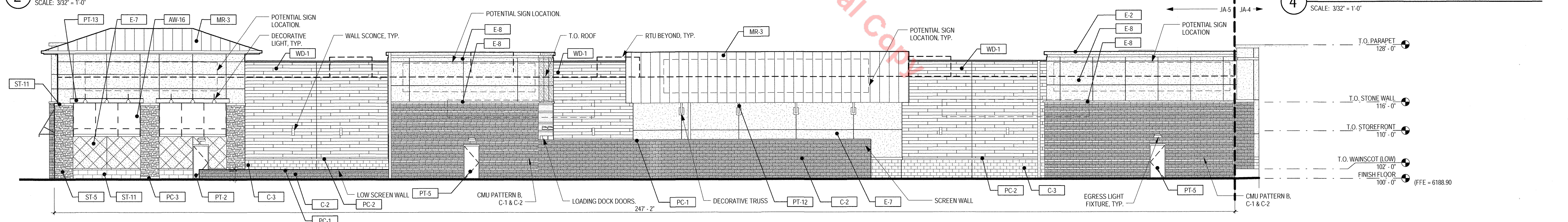
LOCATED IN THE SOUTH 1/2 OF SECTION 22 AND THE NORTH 1/2 OF SECTION 27, TOWNSHIP 7 SOUTH, RANGE 67 WEST OF THE 6TH PRINCIPAL MERIDIAN
COUNTY OF DOUGLAS, STATE OF COLORADO



1 A-5 - WEST ELEVATION
SCALE: 3/32" = 1'-0"



2 A-5 - SOUTH ELEVATION
SCALE: 3/32" = 1'-0"



3 A-5 - EAST ELEVATION
SCALE: 3/32" = 1'-0"

4 A-5 - NORTH ELEVATION @ LOADING
SCALE: 3/32" = 1'-0"

MATERIAL LEGEND

LABEL	MATERIAL	COLOR
ST-1	HALQUIST - LEDGE	CHARCOAL LEDGE
ST-2	HALQUIST - LEDGE	CHILTON IVORY
ST-3	HALQUIST - LEDGE	SILVER LEDGE
ST-4	ARRISCRAFT - ARRIS-STACK	ASH
ST-5	ARRISCRAFT - ARRIS-STACK	BEACH
ST-6	ARRISCRAFT - ARRIS-STACK	NUTMEG
ST-7	ARRISCRAFT STONE VENEER - RENAISSANCE SMOOTH	NUTMEG
ST-8	ARRISCRAFT STONE VENEER - RENAISSANCE ROCKED	NUTMEG
ST-9	ARRISCRAFT STONE VENEER - RENAISSANCE SMOOTH	AURORA
ST-10	ARRISCRAFT STONE VENEER - RENAISSANCE ROCKED	AURORA
ST-11	ARRISCRAFT STONE VENEER - RENAISSANCE SMOOTH	BIRCHBARK
ST-12	ARRISCRAFT STONE VENEER - RENAISSANCE ROCKED	BIRCHBARK
PC-1	PRECAST STONE BASE	T-01
PC-2	PRECAST STONE BASE	T-9915
PC-3	PRECAST STONE BASE	T-9817
PC-4	PRECAST STONE BASE	T-9702R
PC-5	PRECAST STONE BASE	T-1110
PC-6	PRECAST STONE BASE	T-1004
PC-7	PRECAST STONE BASE	T-1107
W-1	WOOD PLANK SIDING	BROWN
W-2	WOOD TIMBER	GREY
C-1	GROUND FACE CONCRETE MASONRY UNIT	BASALITE #900

MATERIAL LEGEND

LABEL	MATERIAL	COLOR
C-2	SPLIT FACE CONCRETE MASONRY UNIT	BASALITE #900
C-3	GROUND FACE CONCRETE MASONRY UNIT	BASALITE #701
C-4	SPLIT FACE CONCRETE MASONRY UNIT	BASALITE #701
C-5	GROUND FACE CONCRETE MASONRY UNIT	BASALITE #600
C-6	SPLIT FACED CONCRETE MASONRY UNIT	BASALITE #600
C-7	GROUND FACE CONCRETE MASONRY UNIT	BASALITE #807
C-8	SPLIT FACED CONCRETE MASONRY UNIT	BASALITE #807
C-9	GROUND FACE CONCRETE MASONRY UNIT	BASALITE #870
C-10	SPLIT FACED CONCRETE MASONRY UNIT	BASALITE #870
C-11	GROUND FACE CONCRETE MASONRY UNIT	BORAL #838
C-12	SPLIT FACED CONCRETE MASONRY UNIT	BORAL #838
C-13	GROUND FACE CONCRETE MASONRY UNIT	GENERAL SHALE STERLING
C-14	SPLIT FACED CONCRETE MASONRY UNIT	GENERAL SHALE STERLING
C-15	GROUND FACE CONCRETE MASONRY UNIT	GENERAL SHALE PINERIDGE
C-16	SPLIT FACED CONCRETE MASONRY UNIT	GENERAL SHALE PINERIDGE
E-1	EXTERIOR INSULATING FINISH SYSTEM	CLOVER
E-2	EXTERIOR INSULATING FINISH SYSTEM	DOVER SKY
E-3	EXTERIOR INSULATING FINISH SYSTEM	TATTLITALE
E-4	EXTERIOR INSULATING FINISH SYSTEM	SPECTRUM BROWN
E-5	EXTERIOR INSULATING FINISH SYSTEM	SUDE
E-6	EXTERIOR INSULATING FINISH SYSTEM	VAN DYKE
E-7	EXTERIOR INSULATING FINISH SYSTEM	MANOR WHITE

MATERIAL LEGEND

LABEL	MATERIAL	COLOR
E-8	EXTERIOR INSULATING FINISH SYSTEM	PRAIRIE CLAY
E-9	EXTERIOR INSULATING FINISH SYSTEM	PEARL ASH
MR-1	STANDING SEAM METAL ROOF PANEL	PRE-GALVALUME
MR-2	STANDING SEAM METAL ROOF PANEL	MATTE BLACK
MR-3	STANDING SEAM METAL ROOF PANEL	CHARCOAL GRAY
MR-4	STANDING SEAM METAL ROOF PANEL	LEAD COAT
MR-5	STANDING SEAM METAL ROOF PANEL	LEAD COAT
M-1	METAL PANEL SIDING	PRE-GALVALUME
M-2	METAL PANEL SIDING	MATTE BLACK
M-3	METAL PANEL SIDING	CHARCOAL GRAY
M-4	METAL PANEL SIDING	ZINC GRAY
M-5	METAL PANEL SIDING	LEAD COAT
M-6	METAL PANEL SIDING	DARK SHALE STERLING
M-7	METAL PANEL SIDING	COOPER BROWN
M-8	METAL PANEL SIDING	AGED BRONZE
M-9	METAL PANEL SIDING	MEDIUM BRONZE
M-10	METAL PANEL SIDING	BUCKSKIN
M-11	METAL PANEL SIDING	SIERRA TAN
M-12	METAL PANEL SIDING	SPARCHMENT
M-13	OMEGA-LITE METAL PANEL SIDING	SPORTS AUTHORITY RED
M-14	OMEGA-LITE METAL PANEL SIDING	CLEAR ANODIZED
AW-1	FABRIC AWNING	SLATE

MATERIAL LEGEND

LABEL	MATERIAL	COLOR
AW-2	FABRIC AWNING	SILVER
AW-3	FABRIC AWNING	NAVY
AW-4	FABRIC AWNING	CONCORD
AW-5	FABRIC AWNING	PACIFIC BLUE
AW-6	FABRIC AWNING	ERIN GREEN
AW-7	FABRIC AWNING	GINKO
AW-8	FABRIC AWNING	LOGO RED
AW-9	FABRIC AWNING	BURGUNDY
AW-10	FABRIC AWNING	BLACK
AW-11	FABRIC AWNING	BLACK CHERRY
AW-12	FABRIC AWNING	PALM
AW-13	FABRIC AWNING	TRUE BROWN
AW-14	FABRIC AWNING	WHEAT
AW-15	FABRIC AWNING	TALPE
AW-16	FABRIC AWNING	JOCKEY RED
AW-17	FABRIC AWNING	PERSIAN MELON
SF-1	STOREFRONT WINDOW SYSTEM	LIGHT BRONZE
SF-2	STOREFRONT WINDOW SYSTEM	MEDIUM BRONZE
SF-3	STOREFRONT WINDOW SYSTEM	DARK BRONZE
SF-4	STOREFRONT WINDOW SYSTEM	BLACK

MATERIAL LEGEND

LABEL	MATERIAL	COLOR
SF-5	STOREFRONT WINDOW SYSTEM	CLEAR
G-1	TBD	SOLAR GREY
G-2	TBD	FROSTED
G-3	TBD	GRAY SPANDREL
PT-1	PAINT	CLASSIC GRAY OC-23
PT-2	PAINT	SILVER SATIN OC-26
PT-3	PAINT	COLLINGWOOD OC-28
PT-4	PAINT	GENTLE CREAM OC-96
PT-5	PAINT	HARBOR GRAY AC-25
PT-6	PAINT	OZARK SHADOWS AC-26
PT-7	PAINT	SAN ANTONIO GRAY AC-39
PT-8	PAINT	MESA VERDE TAN AC-33
PT-9	PAINT	VALLEY FORGE TAN AC-35
PT-10	PAINT	GLACIER WHITE AC-40
PT-11	PAINT	2138
PT-12	PAINT	PEWTER 2121-30
PT-13	PAINT	GRAY 2121-10
PT-14	PAINT	BLACK BEAUTY 2128-10
PT-15	PAINT	BLEEKER BEIGE HC-80

#	Date	Issue/Description
02-09-15	SDP SUBMITTAL	
03-27-15	SDP SUBMITTAL	
06-23-15	SDP RESUBMITTAL	
07-20-15	SDP RESUBMITTAL	
07-31-15	SDP RESUBMITTAL	
08-26-17	MYLAR SUBMITTAL	
03-23-18	SDP AMENDMENT RESUBMITTAL	
04-19-18	SDP AMENDMENT RESUBMITTAL	

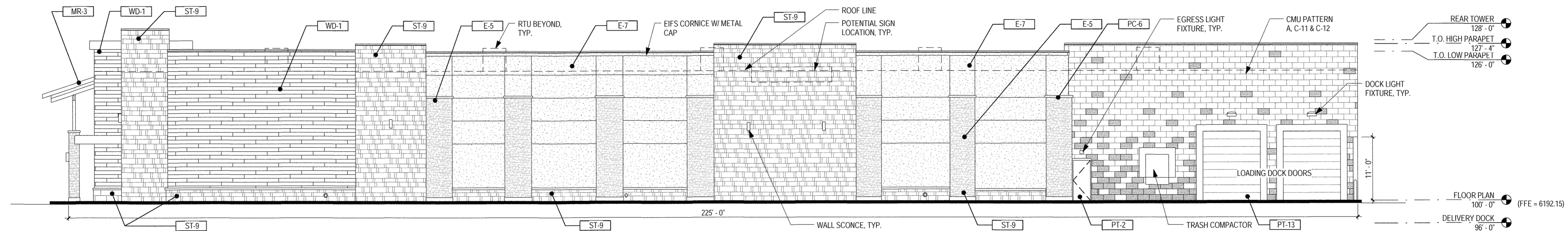

Project No:	ADP000001.12
Drawn By:	SDM
Checked By:	GAR
Date:	JULY 2015
Scale:	As indicated

SHEET TITLE:
EXTERIOR ELEVATIONS - A-5

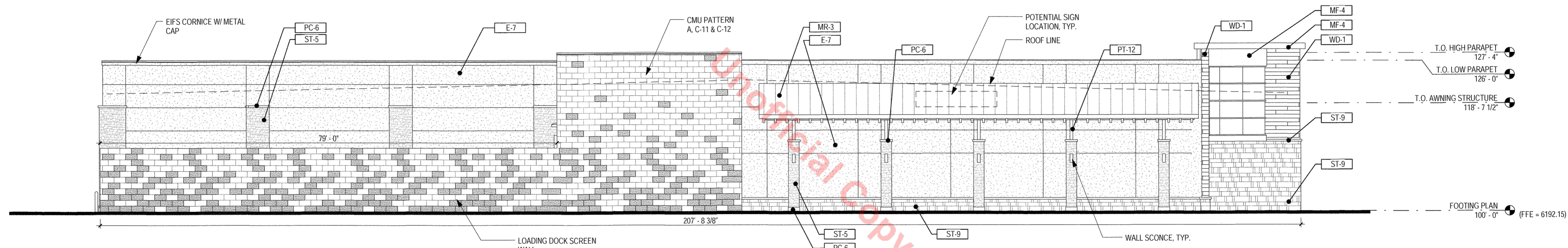
AMENDMENT NO. 2 TO SITE DEVELOPMENT PLAN FOR

LOT 1, BLOCK 1, PROMENADE AT CASTLE ROCK FILING NO. 1.

LOCATED IN THE SOUTH 1/2 OF SECTION 22 AND THE NORTH 1/2 OF SECTION 27, TOWNSHIP 7 SOUTH, RANGE 67 WEST OF THE 6TH PRINCIPAL MERIDIAN
COUNTY OF DOUGLAS, STATE OF COLORADO



1 B-1 - EAST ELEVATION
SCALE: 3/32" = 1'-0"



2 B-1 - NORTH ELEVATION
SCALE: 3/32" = 1'-0"

MATERIAL LEGEND

LABEL	MATERIAL	COLOR
ST-1	HALQUIST - LEDGE	CHARCOAL LEDGE
ST-2	HALQUIST - LEDGE	CHILTON IVORY
ST-3	HALQUIST - LEDGE	SILVER LEDGE
ST-4	ARRISCRAFT - ARRIS-STACK	ASH
ST-5	ARRISCRAFT - ARRIS-STACK	NUTMEG
ST-6	ARRISCRAFT - ARRIS-STACK	BEACH
ST-7	ARRISCRAFT STONE VENEER - RENAISSANCE SMOOTH	NUTMEG
ST-8	ARRISCRAFT STONE VENEER - RENAISSANCE ROCKED	NUTMEG
ST-9	ARRISCRAFT STONE VENEER - RENAISSANCE SMOOTH	AURORA
ST-10	ARRISCRAFT STONE VENEER - RENAISSANCE ROCKED	AURORA
ST-11	ARRISCRAFT STONE VENEER - RENAISSANCE SMOOTH	BIRCHBARK
ST-12	ARRISCRAFT STONE VENEER - RENAISSANCE ROCKED	BIRCHBARK
PC-1	PRECAST STONE BASE	T-01
PC-2	PRECAST STONE BASE	T-9915
PC-3	PRECAST STONE BASE	T-9817
PC-4	PRECAST STONE BASE	T-9702R
PC-5	PRECAST STONE BASE	T-1110
PC-6	PRECAST STONE BASE	T-1004
PC-7	PRECAST STONE BASE	T-1107
W-1	WOOD PLANK SIDING	BROWN
W-2	WOOD TIMBER	GREY
C-1	GROUND FACE CONCRETE MASONRY UNIT	BASALITE #900

MATERIAL LEGEND

LABEL	MATERIAL	COLOR
C-2	SPLIT FACE CONCRETE MASONRY UNIT	BASALITE #900
C-3	GROUND FACE CONCRETE MASONRY UNIT	BASALITE #701
C-4	SPLIT FACE CONCRETE MASONRY UNIT	BASALITE #701
C-5	GROUND FACE CONCRETE MASONRY UNIT	BASALITE #600
C-6	SPLIT FACED CONCRETE MASONRY UNIT	BASALITE #600
C-7	GROUND FACE CONCRETE MASONRY UNIT	BASALITE #807
C-8	SPLIT FACED CONCRETE MASONRY UNIT	BASALITE #807
C-9	GROUND FACE CONCRETE MASONRY UNIT	BASALITE #870
C-10	SPLIT FACED CONCRETE MASONRY UNIT	BASALITE #870
C-11	GROUND FACE CONCRETE MASONRY UNIT	BORAL #838
C-12	SPLIT FACED CONCRETE MASONRY UNIT	BORAL #838
C-13	GROUND FACE CONCRETE MASONRY UNIT	GENERAL SHALE STERLING
C-14	SPLIT FACED CONCRETE MASONRY UNIT	GENERAL SHALE STERLING
C-15	GROUND FACE CONCRETE MASONRY UNIT	GENERAL SHALE PINERIDGE
C-16	SPLIT FACED CONCRETE MASONRY UNIT	GENERAL SHALE PINERIDGE
E-1	EXTERIOR INSULATING FINISH SYSTEM	CLOVER
E-2	EXTERIOR INSULATING FINISH SYSTEM	DOVER SKY
E-3	EXTERIOR INSULATING FINISH SYSTEM	TATTLETALE
E-4	EXTERIOR INSULATING FINISH SYSTEM	SPECTRUM BROWN
E-5	EXTERIOR INSULATING FINISH SYSTEM	SUEDE
E-6	EXTERIOR INSULATING FINISH SYSTEM	VAN DYKE
E-7	EXTERIOR INSULATING FINISH SYSTEM	MANOR WHITE

MATERIAL LEGEND

LABEL	MATERIAL	COLOR
E-8	EXTERIOR INSULATING FINISH SYSTEM	PRARIE CLAY
E-9	EXTERIOR INSULATING FINISH SYSTEM	PEARL ASH
MR-1	STANDING SEAM METAL ROOF PANEL	PRE-GALVALUME
MR-2	STANDING SEAM METAL ROOF PANEL	MATTE BLACK
MR-3	STANDING SEAM METAL ROOF PANEL	CHARCOAL GRAY
MR-4	STANDING SEAM METAL ROOF PANEL	ZINC GRAY
MR-5	STANDING SEAM METAL ROOF PANEL	LEAD COAT
M-1	METAL PANEL SIDING	PRE-GALVALUME
M-2	METAL PANEL SIDING	MATTE BLACK
M-3	METAL PANEL SIDING	CHARCOAL GRAY
M-4	METAL PANEL SIDING	ZINC GRAY
M-5	METAL PANEL SIDING	LEAD COAT
M-6	METAL PANEL SIDING	DARK BRONZE
M-7	METAL PANEL SIDING	COOPER BROWN
M-8	METAL PANEL SIDING	AGED BRONZE
M-9	METAL PANEL SIDING	MEDIUM BRONZE
M-10	METAL PANEL SIDING	BUCKSKIN
M-11	METAL PANEL SIDING	SIERRA TAN
M-12	METAL PANEL SIDING	PARCHMENT
M-13	OMEGA-LITE METAL PANEL SIDING	SPORTS AUTHORITY RED
M-14	OMEGA-LITE METAL PANEL SIDING	CLEAR ANODIZED
AW-1	FABRIC AWNING	SLATE

MATERIAL LEGEND

LABEL	MATERIAL	COLOR
AW-2	FABRIC AWNING	SILVER
AW-3	FABRIC AWNING	NAVY
AW-4	FABRIC AWNING	CONCORD
AW-5	FABRIC AWNING	PACIFIC BLUE
AW-6	FABRIC AWNING	ERIN GREEN
AW-7	FABRIC AWNING	GINKO
AW-8	FABRIC AWNING	LOGO RED
AW-9	FABRIC AWNING	BURGANDY
AW-10	FABRIC AWNING	BLACK
AW-11	FABRIC AWNING	BLACK CHERRY
AW-12	FABRIC AWNING	PALM
AW-13	FABRIC AWNING	TRUE BROWN
AW-14	FABRIC AWNING	WHEAT
AW-15	FABRIC AWNING	TALUPE
AW-16	FABRIC AWNING	JOCKEY RED
AW-17	FABRIC AWNING	PERSIAN MELON
SF-1	STOREFRONT WINDOW SYSTEM	LIGHT BRONZE
SF-2	STOREFRONT WINDOW SYSTEM	MEDIUM BRONZE
SF-3	STOREFRONT WINDOW SYSTEM	DARK BRONZE
SF-4	STOREFRONT WINDOW SYSTEM	BLACK

MATERIAL LEGEND

LABEL	MATERIAL	COLOR
SF-5	STOREFRONT WINDOW SYSTEM	CLEAR
G-1	TBD	SOLAR GREY
G-2	TBD	FROSTED
G-3	TBD	GRAY SPANDREL
PT-1	PAINT	CLASSIC GRAY OC-23
PT-2	PAINT	SILVER SATIN OC-26
PT-3	PAINT	COLLINGWOOD OC-28
PT-4	PAINT	GENTLE CREAM OC-96
PT-5	PAINT	HARBOR GRAY AC-25
PT-6	PAINT	OZARK SHADOWS AC-26
PT-7	PAINT	SAN ANTONIO GRAY AC-29
PT-8	PAINT	MESA VERDE TAN AC-33
PT-9	PAINT	VALLEY FORGE TAN AC-35
PT-10	PAINT	GLACIER WHITE AC-40
PT-11	PAINT	2138
PT-12	PAINT	PEWTER 2121-30
PT-13	PAINT	GRAY 2121-10
PT-14	PAINT	BLACK BEAUTY 2128-10
PT-15	PAINT	BLEEKER BEIGE HC-80

#	Date	Issue/Description
---	02-09-15	SDP SUBMITTAL
---	03-27-15	SDP RESUBMITTAL
---	06-23-15	SDP RESUBMITTAL
---	07-20-15	SDP RESUBMITTAL
---	08-27-15	MYLAR SUBMITTAL
---	03-23-16	SDP AMENDMENT RESUBMITTAL
---	04-19-16	SDP AMENDMENT RESUBMITTAL


Project No:	ADP000001.12
Drawn By:	KAB
Checked By:	GAR
Date:	PROJECT DATE
Scale:	As indicated

SHEET TITLE:
EXTERIOR ELEVATIONS - 1B

AMENDMENT NO. 2 TO SITE DEVELOPMENT PLAN FOR

LOT 1, BLOCK 1, PROMENADE AT CASTLE ROCK FILING NO. 1.

LOCATED IN THE SOUTH 1/2 OF SECTION 22 AND THE NORTH 1/2 OF SECTION 27, TOWNSHIP 7 SOUTH, RANGE 67 WEST OF THE 6TH PRINCIPAL MERIDIAN COUNTY OF DOUGLAS, STATE OF COLORADO



Oden LED

Project Name: _____ Catalog Number: _____ Type: _____

Dimensional Drawings

Fixture	A	B	Max. Lbs.	Lbs.
ODN-2-L	25"	22 1/2"	64	53
ODN-3-L	30"	24"	84	74

With six interchangeable caps and spun shade styles, the Oden - LED offers architects, designers and engineers endless possibilities for a custom fixture to fit their unique application.

The Oden - LED's high quality, durable construction makes it an ideal fixture for any application.

Model	Optics	Source	Milliwatts	Kelvin	Voltage	Mounting	Finish	Cap/Sha	Options
ODN-2-L	Type I (I1)	# of LEDs (42) (42LC)	350 (350)	4000K (4K)	120-277 (UNV)	Yoke Mount (RM)	Bronze (BZ)	C1	Button Type Photocell (PC120) (PC208)
ODN-3-L	Type II (I2)	84 (84LC)	1400 (1400)	5500K (5SK)	480 (480)	Wall Mount (WM)	Black (BK)	C2	Fusing (FUS) (SF120) (SF277)
PED1	Type III (I3)	84 (84LC)	1400 (1400)	5500K (5SK)	347 (347)	Wall Mount (WM)	Sandstone (SN)	C3	Dual Circuit (DC)
PED2	Type IV (I4)	84 (84LC)	1400 (1400)	5500K (5SK)	347 (347)	Wall Mount (WM)	Weatherside Brown (WB)	C4	Cutoff Louver System (CLS)
	Type V (I5)	84 (84LC)	1400 (1400)	5500K (5SK)	347 (347)	Wall Mount (WM)	Verdigris (VG)	C5	0-10 V Dimming Driver (DIM)
	Type VW (I6)	84 (84LC)	1400 (1400)	5500K (5SK)	347 (347)	Wall Mount (WM)	Forest Green (FG)	C6	10KV Surge Protector (10KV)

VISIONAIRE LIGHTING

Oden LED

Project Name: _____ Catalog Number: _____ Type: _____

Housing

- High-quality, one-piece spun aluminum shade and durable cast aluminum top cap, available in two housing sizes.
- All external hardware is stainless steel.
- One-piece, cast-aluminum door assembly with tool-less access.

Thermal Management

- The Oden - LED provides excellent overall thermal management by maximizing the efficiency of the heat sink in the future. This enables the Oden - LED to withstand higher ambient temperatures and higher drive currents without degrading LED life.

Optical System

- The highest lumen output EvoLED LEDs are utilized. Estimated life of the LEDs is 100,000+ hours. Available with 6 IES distribution patterns. Available with up to 84 LEDs. The optical system qualifies as IES full cutoff, and is Dark-Sky certified to restrict light trespass, glare and light pollution for neighborhood-friendly lighting.
- CRI values are 70 for 4000K and 75 for 5500K.

Quali-Guard® Finish

- Fixture components are chemically pretreated through a multiple-stage washer and finished with an electrostatically-applied, thermoset polyester powder coat textured paint with a 3 to 5 mil thickness. Finish is oven-baked at 400°F for maximum adherence and finish hardness.
- Available in standard and custom colors.

Mounting

- The Oden - LED mounts to a wide selection of decorative and custom mounting arms for both pole and wall mount applications (see Mounting Arms section of catalog).

Electrical Assembly

- The Oden - LED is supplied with a high-performance LED driver, located in its cap, that accepts 120 V thru 480 V, 50 Hz to 60 Hz input. Power factor is 90%. Rated for 40°F operation.
- High-low system offers motion control or factory preset switching options. Consult factory for specific details.
- 3 kV surge protector supplied as standard.

Warranty

- Five (5) year Limited Warranty on entire system, including finish. For full warranty information, please visit VisionaireLighting.com.

Solar Panel Option

- The Oden is compatible for use with Visionaire Lighting's Solar Panel Pole™.

Options

- Button type photocell
- Fusing
- Dual circuit
- 10KV Surge Protector
- Cutoff louver system
- High-low system
- 0-10 V dimming driver

Listings

- Oden is listed, suitable for wet locations.
- Dark-Sky Friendly® certified by the International Dark-Sky Association.
- IP65.
- LM79.
- LM80.
- Powder Coated Tough™

Typical Decorative Arms - (Additional Arms in Mounting Arm Section)

Fixture	Fixture Only	Fixture with VA110-S1	2 Fixtures with VA107-D2	Fixture with VA107-S1	2 Fixtures with VA107-D2
ODN-2-L	1.2	2.2	4.1	3.5	5.6
ODN-3-L	2.6	3.6	6.6	4.9	8.3

LED Data Chart for 5500K*

# Bars	# LEDs	Output mA	Type 1	Type 2	Type 3	Type 4	Type 5	Type S-W	System Watts	L70 Hours
1	42	350	3,840	3,941	3,754	3,811	3,988	4,140	46	150,000
2	84	350	4,647	5,132	4,925	4,855	5,410	5,644	68	100,000
		530	7,507	7,883	6,963	7,320	7,876	8,290	92	150,000
		530	9,155	10,265	9,988	9,710	10,820	11,288	136	100,000

VISIONAIRE LIGHTING

MOUNTING ARM

Project Name: _____ Catalog Number: _____ Type: _____

VA112

VA112 is available for both post top and suspended luminaires.

VA112 displays dual horizontal rods, constructed from 1 1/2" O.D. extruded aluminum tubing. The center slip filter can be made to slip over the following lumen (or pole) sizes: 2 1/2" Ø, 3" Ø, 3 1/2" Ø, 4" Ø and 4 1/2" Ø. VA112 is available in the following pole mounting configurations: Single and Double 180°. Please consult factory for custom mounting. Center section of arm will match pole design (i.e. fluted pole = fluted center arm section).

Fixture	A	B	C	D	E	F	EPA S1	EPA D2	EPA WM
VA112	18"	12"	1 1/2"	Ø 9/2"	Ø 1"	Ø 9"	1.2	1.7	1.1

VA112 S1 **VA112 D2**

Model	Mounting	Pole or Tendon Size	Finish
VA112	Double (S1)	2 1/2" dia (P2)	Bronze (BZ)
	Single (S1)	3" dia. (P3)	Black (BK)
	Wall Mount (WM)	3 1/2" dia. (P3)	White (WH)
		4" dia. (P4)	Sandstone (SN)
		4 1/2" dia. (P4)	Weatherside Brown (WB)
			Silver Metallic (SL)
			Verdigris (VG)
			Forest Green (FG)
			Custom Color (CC)

VISIONAIRE LIGHTING

RNTS

Project Name: _____ Catalog Number: _____ Type: _____

Specifications

Pole Shaft

- ASTM A500 Grade B tubing with minimum yield strength of 46,000 PSI. Shaft is furnished with ground lug inside pole, opposite hand hole opening. Center line of hand hole is 12" from base plate.

Base Plate

- Steel Plate base is ASTM-A36 hot rolled steel, meets or exceeds minimum yield strength of 36,000 PSI.
- Base templates provided with order. Do not pre-pour.

Base Cover

- Die-formed from heavy gauge quality aluminum. Two piece cover for easy installation.
- Color-integrated polymer snap-to-close pole cap provided in black.

Finish

- All poles are shot-blasted and cleaned to a near-white finish prior to painting. A Quali-Guard® textured thermoset polyester powder coat is then applied to a minimum of 3 millimeters and then oven-baked at a temperature of 400 °F to promote exceptional adherence and finish hardness. Pole finish is warranted for a full two (2) years. An optional five (5) year extended warranty is also available (extra prime coat and internal rust inhibiting coating).

Anchor Bolts

- Poles are provided with hot-dip galvanized anchor bolts, with a 3" bend on one end and two flat hex bolts and two flat washers per bolt. Anchor bolts conform to ASTM-A307, meets or exceeds a minimum yield strength 36,000 PSI. Anchor bolts conform to ASTM F1554 grade 36 and are provided.

Model	Shaft Size	Height	Base	Anchorage	Mounting	Finish	Options
RNTS	4" x 4" (4R)	11 (11) 14 (14) 16 (16) 20 (20) 22 (22) 25 (25) 28 (28) 30 (30)	9" Base (9B) 12" Base (12B) 12" Base (12B) 12" Base (12B) 12" Base (12B) 12" Base (12B) 12" Base (12B) 12" Base (12B)	1 1/2" x 30" (13B) 1 1/2" x 36" (136) 1 1/2" x 36" (136) 1 1/2" x 36" (136) 1 1/2" x 36" (136) 1 1/2" x 36" (136) 1 1/2" x 36" (136) 1 1/2" x 36" (136)	Ball-On-Arm (BOA) Single (S1) D180 (D180) D90 (D90) T100 (T100) T120 (T120) Quad (Q4) Tendon Options (T238R)	Bronze (BZ) Black (BK) White (WH) Sandstone (SN) Weatherside Brown (WB) Silver Metallic (SL) Verdigris (VG) Forest Green (FG) Grey (GY) Silver Metallic (SL) Custom Color (CC) Galvanized (GAL)	G1 Roundplate Round Base Cover (RBC) Rust-Inhibiting Internal Coating & Primer (RICR) Single Banner Arm (SBA) Double Banner Arms (DBA) Direct Burial Coupling Hand Hole Motion Sensor (MS) Wireless Controls (WS)

VISIONAIRE LIGHTING

MANUFACTURER SPECIFICATION SHEET FOR AREA FIXTURES 'PED' & 'PED2', POLE, POLE BASE, AND MOUNTING ARM

American LED

Project Name: _____ Catalog Number: _____ Type: _____

Dimensional Drawings

Fixture	A	B	C	Stripes	Max. Watts	Lbs.
AME-2-L	19"	19"	12"	2"	238 W	29
AME-4-L	23"	23"	15"	2"	373 W	68

The new American LED Luminaire from Visionaire combines contemporary design with new LED technology, while maintaining a traditional fixture image. The LEDs Performance and Life are maximized by the unique integral aluminum heat sink built into the door frame. Maintenance of the drivers is simplified by making them easily accessible and provided with quick wiring connections.

72, 144 or 224 LEDs are available in 350 or 530 mA rating providing up to 33,000 lumens. Six optical distribution patterns are available and feature a unique Type T4A automotive pattern for the front row of auto dealerships. Choose between 4000 or 5000 Kelvin temperature of the LEDs. A durable Polyester powder coat finish is guaranteed for five years, and is available in standard or custom colors.

The American LED series is an exceptional choice for auto dealerships, shopping centers, commercial parking lots and general parking area lighting.

Model	Optics	Source	Current	Kelvin	Voltage	Mounting	Finish	Options
AME-2-L	Type II (I2)	# of LEDs (72) (72LC)	350 (350)	4000K (4K)	120-277 (UNV)	Bolt-On Arm 6" (BOA6)	Bronze (BZ)	Photocell & Recaptator (PCR120) (PCR208) (PCR240) (PCR277)
AME-4-L	Type III (I3)	144 (144LC)	350 (350)	5000K (5K)	480 (480)	Knuckle Mount (KM)	Smooth Black (BK)	Photo Recaptator (PR) Button Type Photocell (PC120) (PC208) (PC240) (PC277)
AME-4-L	Type IV (I4)	224 (224LC)	350 (350)	5000K (5K)	347 (347)	Wall Mount (WM)	Smooth White (SWH)	House Side Light Shield (LS)
	Type V (I5)	224 (224LC)	350 (350)	5000K (5K)	347 (347)	Wall Mount (WM)	Spider Mount (SM)	Revised Pole Plate Adaptor For 4 1/2" Pole (RPP4) For 5 1/2" Pole (RPP5)
	Type VW (I6)	224 (224LC)	350 (350)	5000K (5K)	347 (347)	Wall Mount (WM)	Grey (GY)	0-10v Dimming Driver (DIM)
	Type VV (I7)	224 (224LC)	350 (350)	5000K (5K)	347 (347)	Wall Mount (WM)	Silver Metallic (SL)	Motion Sensor (MS)
	Type VW (I6)	224 (224LC)	350 (350)	5000K (5K)	347 (347)	Wall Mount (WM)	Custom Color (CC)	Wireless Controls (WS)

VISIONAIRE LIGHTING

Oden LED

Project Name: _____ Catalog Number: _____ Type: _____

Housing

- High-quality, one-piece spun aluminum shade and durable cast aluminum top cap, available in two housing sizes.
- All external hardware is stainless steel.
- One-piece, cast-aluminum door assembly with tool-less access.

Thermal Management

- The Oden - LED provides excellent overall thermal management by maximizing the efficiency of the heat sink in the future. This enables the Oden - LED to withstand higher ambient temperatures and higher drive currents without degrading LED life.

Optical System

- The highest lumen output EvoLED LEDs are utilized. Estimated life of the LEDs is 100,000+ hours. Available with 6 IES distribution patterns. Available with up to 84 LEDs. The optical system qualifies as IES full cutoff, and is Dark-Sky certified to restrict light trespass, glare and light pollution for neighborhood-friendly lighting.
- CRI values are 70 for 4000K and 75 for 5500K.

Quali-Guard® Finish

- Fixture components are chemically pretreated through a multiple-stage washer and finished with an electrostatically-applied, thermoset polyester powder coat textured paint with a 3 to 5 mil thickness. Finish is oven-baked at 400°F for maximum adherence and finish hardness.
- Available in standard and custom colors.

Mounting

- The Oden - LED mounts to a wide selection of decorative and custom mounting arms for both pole and wall mount applications (see Mounting Arms section of catalog).

Electrical Assembly

- The Oden - LED is supplied with a high-performance LED driver, located in its cap, that accepts 120 V thru 480 V, 50 Hz to 60 Hz input. Power factor is 90%. Rated for 40°F operation.
- High-low system offers motion control or factory preset switching options. Consult factory for specific details.
- 3 kV surge protector supplied as standard.

Warranty

- Five (5) year Limited Warranty on entire system, including finish. For full warranty information, please visit VisionaireLighting.com.

Solar Panel Option

- The Oden is compatible for use with Visionaire Lighting's Solar Panel Pole™.

Options

- Button type photocell
- Fusing
- Dual circuit
- 10KV Surge Protector
- Cutoff louver system
- High-low system
- 0-10 V dimming driver

Listings

- Oden is listed, suitable for wet locations.
- Dark-Sky Friendly® certified by the International Dark-Sky Association.
- IP65.
- LM79.
- LM80.
- Powder Coated Tough™

Typical Decorative Arms - (Additional Arms in Mounting Arm Section)

Fixture	Fixture Only	Fixture with VA110-S1	2 Fixtures with VA107-D2	Fixture with VA107-S1	2 Fixtures with VA107-D2
ODN-2-L	1.2	2.2	4.1	3.5	5.6
ODN-3-L	2.6	3.6	6.6	4.9	8.3

LED Data Chart for 5500K*

# Bars	# LEDs	Output mA	Type 1	Type 2	Type 3	Type 4	Type 5	Type S-W	System Watts	L70 Hours
1	42	350	3,840	3,941	3,754	3,811	3,988	4,140	46	150,000
2	84	350	4,647	5,132	4,925	4,855	5,410	5,644	68	100,000
		530	7,507	7,883	6,963	7,320	7,876	8,290	92	150,000
		530	9,155	10,265	9,988	9,710	10,820	11,288	136	100,000

VISIONAIRE LIGHTING

SNTS

Project Name: _____ Catalog Number: _____ Type: _____

Specifications

Square Non Tapered Steel Pole

- ASTM A500 Grade B tubing with minimum yield strength of 46,000 PSI. Shaft is furnished with ground lug inside pole, opposite hand hole opening. Center line of hand hole is 12" from base plate.

Base Plate

- Steel Plate base is ASTM-A36 hot rolled steel, meets or exceeds minimum yield strength of 36,000 PSI.
- Base templates provided with order. Do not pre-pour.

Base Cover

- Die-formed from heavy gauge quality aluminum. Two piece cover for easy installation.
- Color-integrated polymer snap-to-close pole cap provided in black.

Finish

- All poles are shot-blasted and cleaned to a near-white finish prior to painting. A Quali-Guard® textured thermoset polyester powder coat is then applied to a minimum of 3 millimeters and then oven-baked at a temperature of 400 °F to promote exceptional adherence and finish hardness. Pole finish is warranted for a full two (2) years. An optional five (5) year extended warranty is also available (extra prime coat and internal rust inhibiting coating).

Anchor Bolts

- Poles are provided with hot-dip galvanized anchor bolts, with a 3" bend on one end and two flat hex bolts and two flat washers per bolt. Anchor bolts conform to ASTM-A307, meets or exceeds a minimum yield strength 36,000 PSI. Anchor bolts conform to ASTM F1554 grade 36 and are provided.

Model	Shaft Size	Height	Base	Anchorage	Mounting	Finish	Options
SNTS	4" x 4" (4R)	11 (11) 14 (14) 16 (16) 20 (20) 22 (22) 25 (25) 28 (28) 30 (30)	9" Base (9B) 12" Base (12B) 12" Base (12B) 12" Base (12B) 12" Base (12B) 12" Base (12B) 12" Base (12B) 12" Base (12B)	1 1/2" x 30" (13B) 1 1/2" x 36" (136) 1 1/2" x 36" (136) 1 1/2" x 36" (136) 1 1/2" x 36" (136) 1 1/2" x 36" (136) 1 1/2" x 36" (136) 1 1/2" x 36" (136)	Ball-On-Arm (BOA) Single (S1) D180 (D180) D90 (D90) T100 (T100) T120 (T120) Quad (Q4) Tendon Options (T238R)	Bronze (BZ) Black (BK) White (WH) Sandstone (SN) Weatherside Brown (WB) Silver Metallic (SL) Verdigris (VG) Forest Green (FG) Grey (GY) Silver Metallic (SL) Custom Color (CC) Galvanized (GAL)	G1 Roundplate Round Base Cover (RBC) Rust-Inhibiting Internal Coating & Primer (RICR) Single Banner Arm (SBA) Double Banner Arms (DBA) Direct Burial Coupling Hand Hole Motion Sensor (MS) Wireless Controls (WS)

VISIONAIRE LIGHTING

MANUFACTURER SPECIFICATION SHEET FOR AREA FIXTURES 'S1' & 'D2', POLE, AND POLE BASE

SDP18-0009 - AMENDMENT NO. 2 TO SITE DEVELOPMENT PLAN FOR LOT 1, BLOCK 1, PROMENADE AT CASTLE ROCK FILING NO. 1

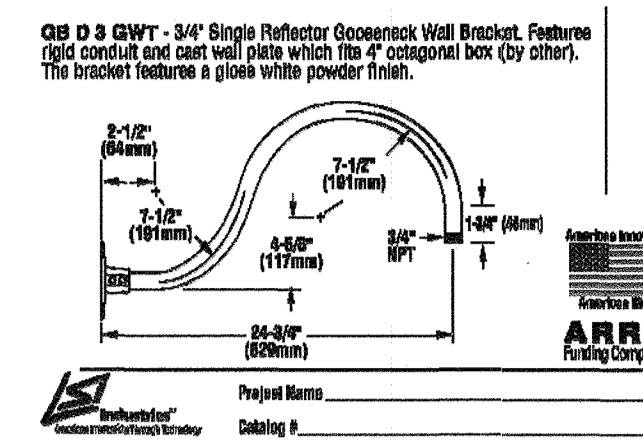
#	Date	Issue / Description
-	02-09-2015	SDP SUBMITTAL
-	03-27-2015	SDP RESUBMITTAL
-	08-23-2015	SDP RESUBMITTAL
-	07-20-2015	SDP RESUBMITTAL
-	07-31-2015	SDP RESUBMITTAL
-	05-23-16	SDP AMENDMENT RESUBMITTAL
-	04-19-18	SDP AMENDMENT RESUBMITTAL

Project No: _____
 Drawn By: JMG
 Checked By: GRR
 Date: 1/30/2015
 Disk File: _____
 SHEET TITLE:
 LIGHTING CUT SHEET

AMENDMENT NO. 2 TO SITE DEVELOPMENT PLAN FOR

LOT 1, BLOCK 1, PROMENADE AT CASTLE ROCK FILING NO. 1.

LOCATED IN THE SOUTH 1/2 OF SECTION 22 AND THE NORTH 1/2 OF SECTION 27, TOWNSHIP 7 SOUTH, RANGE 67 WEST OF THE 6TH PRINCIPAL MERIDIAN COUNTY OF DOUGLAS, STATE OF COLORADO



ESCO LIGHTING, INC.

SXL60006SERIES
8" Diameter Extruded Aluminum Cylinder
ES250 Mounting System
Surface, Pendant or Wall Mount
Designed Specifically for Energy Efficient LED Lamps
De-rated Maximum of 20 Watts
U.S. Patent No. D793355

HOW TO ORDER:
Catalog Number Mounting System Max. Lamp Wattage
SXL60006 Surface Mount 20 watt maximum LED lamp
SXL60006P2 Pendant Mount 20 watt maximum LED lamp
WXL60006 Wall Mount 20 watt maximum LED lamp
WXL60006P Up-Down Wall Mount 20 watt maximum LED lamp

ALTERNATE MOUNTING SYSTEMS:
Pendant Mount: SXL60006P2
Wall Mount: WXL60006
Up-Down Wall Mount: WXL60006P

FINISH COLOR OPTIONS: Textured Bronze, White, Silver, Black, Grey, Red, Blue, Green, Yellow, Orange, Purple, Pink, Brown, Tan, Cream, Ivory, Gold, Silver, Chrome, Nickel, Copper, Bronze, Brass, Steel, Aluminum, Stainless Steel, Titanium, Zirconium, Inconel, Hastelloy, Monel, Invar, Kovar, Incoloy, Inconel, Hastelloy, Monel, Invar, Kovar, Incoloy.

WBE City of Chicago Certified
3254 North Kilbourn Avenue Chicago, Illinois 60641-4505
Phone: 773-427-7000 Fax: 773-427-7007 www.escolighting.com
Established 1975

ESCO LIGHTING, INC.

SXL60006SERIES
8" Diameter Extruded Aluminum Cylinder
ES250 Mounting System
Surface, Pendant or Wall Mount
Designed Specifically for Energy Efficient LED Lamps
De-rated Maximum of 20 Watts
U.S. Patent No. D793355

HOW TO ORDER:
Catalog Number Mounting System Max. Lamp Wattage
SXL60006 Surface Mount 20 watt maximum LED lamp
SXL60006P2 Pendant Mount 20 watt maximum LED lamp
WXL60006 Wall Mount 20 watt maximum LED lamp
WXL60006P Up-Down Wall Mount 20 watt maximum LED lamp

ALTERNATE MOUNTING SYSTEMS:
Pendant Mount: SXL60006P2
Wall Mount: WXL60006
Up-Down Wall Mount: WXL60006P

FINISH COLOR OPTIONS: Textured Bronze, White, Silver, Black, Grey, Red, Blue, Green, Yellow, Orange, Purple, Pink, Brown, Tan, Cream, Ivory, Gold, Silver, Chrome, Nickel, Copper, Bronze, Brass, Steel, Aluminum, Stainless Steel, Titanium, Zirconium, Inconel, Hastelloy, Monel, Invar, Kovar, Incoloy.

WBE City of Chicago Certified
3254 North Kilbourn Avenue Chicago, Illinois 60641-4505
Phone: 773-427-7000 Fax: 773-427-7007 www.escolighting.com
Established 1975

LSI ABOLITE® LED ANGLED REFLECTOR (AD)

CROSSOVER LED LIGHTING TECHNOLOGY

APPLICATIONS: Signage Lighting and Accent Lighting, Interior or Exterior
PRODUCT HIGHLIGHTS:
• "Green" Energy-Saving - Reduces greenhouse gas emissions, alkaline operating costs, and reduces energy costs by up to 90% compared to incandescent lighting.
• Long Lasting Beam-Lite - Light beam contains no heat and no UV, which means degradation in color or quality of the product under display is minimized.
• Durable - Durable Materials - 60,000-hour LED source extends life 8 to 10 times as compared to conventional HID sources, 20 times incandescent.
• Integrated Power Supply - Built into fixture allowing LSI to be connected directly to line voltage.
EXPECTED LIFE: - Minimum 60,000 hours to 100,000 hours depending upon the ambient temperature of the installation location.
LED: - Select high-brightness LEDs in Cool White (5000° K nominal), Neutral White (4000° K nominal), and Warm White (3000° K nominal) color temperatures. 70 CRI (nominal). CRI 80 CRI (optional) RW and VV.
OPTIONAL DIRECTIONAL OPTICS: - Allows field adjustment of the light beam for directional illumination of signage.
REFLECTOR: - Heavy duty spun galvanized steel construction with polyester powder coat finish.
LIGHT OUTPUT: - With an input power of 11 watts, CO - Optional Directional Optics (nominal) - Cool White - 800 lumens, Neutral White - 800 lumens and Warm White - 700 lumens.
MOUNTING: - Fixed to surface with 3/4" NPT conduit. Pre-wired with 8' lead. Not designed for multiple applications.
ELECTRICAL: - Input: surge protected cover supply operate on 120-240 VAC (60/50Hz) input; no external power supply required.
DRIVER: - State-of-the-art driver designed specifically for RLII fixtures providing an expanded lifetime. Components are fully enclosed in cooling material for moisture resistance. Driver complies with IEC and FCC standards.
OPERATING TEMPERATURE: - -40°C to +50°C (-40°F to +122°F).
WARRANTY: - LSI LED fixtures carry a limited 5-year warranty.
LISTING: - Listed to UL and Canadian Standards. Suitable for wet locations.

Dimensions:
Height: 10.5" (267mm)
Diameter: 3.5" (89mm)
Depth: 3.5" (89mm)
Mounting Hole: 1.5" (38mm)

ARRA Energy Connected **UL Listed** **FCC Class B**

Project Name: _____ **Fixture Type:** _____ **01/17/14**
Company: _____ **LSI ABOLITE INC.**

LSI ABOLITE® LED ANGLED REFLECTOR (AD)

CROSSOVER LED LIGHTING TECHNOLOGY

LUMINAIRE ORDERING INFORMATION
TYPICAL ORDER SAMPLE: **AD 200 1D CW LED UE MSV L0896 WL DO**

Prefix	# of LEDs	Color Temperature	Light Beam	Input Voltage	Finish	Mounting	Options
AD 200	1	CW	1D	120-240V	UE	MSV	L0896 WL DO

WARRANTY: - LSI LED fixtures carry a limited 5-year warranty.
LISTING: - Listed to UL and Canadian Standards. Suitable for wet locations.

ARRA Energy Connected **UL Listed** **FCC Class B**

Project Name: _____ **Fixture Type:** _____ **01/17/14**
Company: _____ **LSI ABOLITE INC.**

MANUFACTURER SPEC SHEET FOR BUILDING FIXTURE 'B1'

MAXIM LIGHTING

Lighting Your Life Since 1979

Product Specifications - 5776WQB0

Job Name: _____ Job Type: _____
Quantity: _____ Comments: _____

5776WQB0
Oakville LED 1-light Outdoor Wall Lantern

Finish Color: _____ **Glass/Shade:** _____ **Water Class:** _____ **Product Category:** _____
Outdoor Wall Mount

Measurement	Shipping
Number of Bulbs: 1	Carton Weight: 18.17 lb
Light Type: LED	Carton Width: 14"
Bulb Type: LED	Carton Height: 32"
Max. Fixture Wattage: 11	Carton Length: 17"
Back Plate Width: 4.75	Carton Cubic Feet: 4.41
Back Plate Height: 8.50	Master Pack: 1
Rated Life: 50,000	Master Pack Weight: N/A
Back Plate Material: N/A	Master Pack Height: N/A
Color Temp: 2900K	Min Overall Height: N/A
Bulb(s): N/A	Max Overall Height: N/A
Light Up/Down: N/A	Hanging Weight: 14.50 lb
Beam Spread: N/A	Master Pack Length: N/A
CRI: N/A	Master Cubic Feet: N/A
Photo Cell Included: N/A	UPS Shippable: Yes
Balasts/Driver/Transformer: N/A	Chain Length: N/A
Dimmable: N/A	Canopy Length: N/A
	Canopy Width: N/A
	Canopy Height: N/A

Certification: Other _____ **Equivalents:** _____
Safety Rating: Wet UPC Code: 78320912004 Incandescent Watts: N/A
Energy Star: No Shades Included: N/A Fluorescent Watts: N/A
CA Title 24: Yes Crystals Included: N/A
CA Title 20: No Diffuser Included: N/A
ADA: No Conversion Kit: N/A
Dark Sky: N/A Material: N/A

Always consult a qualified, licensed electrician before installation of any product weighing 35 pounds or more. We recommend that a qualified, licensed electrician do the installation. Always install to a mechanical, sound structure.

305 North Vermont Avenue | City of Industry, California 91744 | 800.486.2494 | 909.498.7207 | www.maxim-lighting.com

MAXIM LIGHTING

Lighting Your Life Since 1979

Product Specifications - 5776WQB0

Job Name: _____ Job Type: _____
Quantity: _____ Comments: _____

5776WQB0
Oakville LED 1-light Outdoor Wall Lantern

Finish Color: _____ **Glass/Shade:** _____ **Water Class:** _____ **Product Category:** _____
Outdoor Wall Mount

Measurement	Shipping
Number of Bulbs: 1	Carton Weight: 18.17 lb
Light Type: LED	Carton Width: 14"
Bulb Type: LED	Carton Height: 32"
Max. Fixture Wattage: 11	Carton Length: 17"
Back Plate Width: 4.75	Carton Cubic Feet: 4.41
Back Plate Height: 8.50	Master Pack: 1
Rated Life: 50,000	Master Pack Weight: N/A
Back Plate Material: N/A	Master Pack Height: N/A
Color Temp: 2900K	Min Overall Height: N/A
Bulb(s): N/A	Max Overall Height: N/A
Light Up/Down: N/A	Hanging Weight: 14.50 lb
Beam Spread: N/A	Master Pack Length: N/A
CRI: N/A	Master Cubic Feet: N/A
Photo Cell Included: N/A	UPS Shippable: Yes
Balasts/Driver/Transformer: N/A	Chain Length: N/A
Dimmable: N/A	Canopy Length: N/A
	Canopy Width: N/A
	Canopy Height: N/A

Certification: Other _____ **Equivalents:** _____
Safety Rating: Wet UPC Code: 78320912004 Incandescent Watts: N/A
Energy Star: No Shades Included: N/A Fluorescent Watts: N/A
CA Title 24: Yes Crystals Included: N/A
CA Title 20: No Diffuser Included: N/A
ADA: No Conversion Kit: N/A
Dark Sky: N/A Material: N/A

Always consult a qualified, licensed electrician before installation of any product weighing 35 pounds or more. We recommend that a qualified, licensed electrician do the installation. Always install to a mechanical, sound structure.

305 North Vermont Avenue | City of Industry, California 91744 | 800.486.2494 | 909.498.7207 | www.maxim-lighting.com

MANUFACTURER SPEC SHEET FOR BUILDING FIXTURE 'B2'

HINKLEY & R.

Wall luminaires with directed light

Product: _____ **Type:** _____
Project: _____ **Color:** _____
Options: _____

Mounting: One phase die-cast aluminum supplied with universal mounting bracket for direct attachment to 3/4" or 1" diameter wall box. Die castings are made from 6061-T6 aluminum alloy.
Backplate: One phase die-cast aluminum cover finish, mounted to backplate. Backplate is made from 6061-T6 aluminum alloy. Fully galvanized for weather light corrosion using a powder coating finish.
Electrical: Luminaires are compact fluorescent or LED. Backplate is made from 6061-T6 aluminum alloy. Fully galvanized for weather light corrosion using a powder coating finish.
Finish: All B22A standard finishes are polyester powder coat with minimum 1 mil thickness. Available in the standard B22A color: Black (BLK), White (WHT), Bronze (BRZ), Silver (SLV), Eurochrome (EUC), To specify, see accessories section for coating options. Custom colors available on special order.
UL: Listed for UL and Canadian Standards. Suitable for wet locations. Protection class: IP 55.

Dimensions:
Height: 10.5" (267mm)
Diameter: 3.5" (89mm)
Depth: 3.5" (89mm)
Mounting Hole: 1.5" (38mm)

ARRA Energy Connected **UL Listed** **FCC Class B**

Project Name: _____ **Fixture Type:** _____ **01/17/14**
Company: _____ **HINKLEY & R.**

MANUFACTURER SPEC SHEET FOR BUILDING FIXTURE 'G1'

HINKLEY & R.

SDP18-0009-AM

Product: _____ **Type:** _____
Project: _____ **Color:** _____
Options: _____

Mounting: One phase die-cast aluminum supplied with universal mounting bracket for direct attachment to 3/4" or 1" diameter wall box. Die castings are made from 6061-T6 aluminum alloy.
Backplate: One phase die-cast aluminum cover finish, mounted to backplate. Backplate is made from 6061-T6 aluminum alloy. Fully galvanized for weather light corrosion using a powder coating finish.
Electrical: Luminaires are compact fluorescent or LED. Backplate is made from 6061-T6 aluminum alloy. Fully galvanized for weather light corrosion using a powder coating finish.
Finish: All B22A standard finishes are polyester powder coat with minimum 1 mil thickness. Available in the standard B22A color: Black (BLK), White (WHT), Bronze (BRZ), Silver (SLV), Eurochrome (EUC), To specify, see accessories section for coating options. Custom colors available on special order.
UL: Listed for UL and Canadian Standards. Suitable for wet locations. Protection class: IP 55.

Dimensions:
Height: 10.5" (267mm)
Diameter: 3.5" (89mm)
Depth: 3.5" (89mm)
Mounting Hole: 1.5" (38mm)

ARRA Energy Connected **UL Listed** **FCC Class B**

Project Name: _____ **Fixture Type:** _____ **01/17/14**
Company: _____ **HINKLEY & R.**