HARRIS KOCHER SMITH

DENVER • DALLAS/FORT WORTH

April 10, 2026

Sandy Vossler
Town of Castle Rock
Development Services
100 N Wilcox St
Castle Rock, CO 80104

RE: The Brickyard Phase 2a Hotel and Retail - Utility Compliance Memo
Town of Castle Rock No. CD26-00XX
HKS Project No. 200726

Dear Sandy:

This memo serves to show that the water and sanitary sewer systems designed for The Brickyard Phase 2a Hotel and Retail complies with the 2018 Castle Rock Water and Wastewater Collection System Design Criteria Manual and the Master Brickyard Utility Report as part of the Final Utility Report and Public Infrastructure Construction Documents under number CD24-0030.

The Phase 2a site is approximately 3.53 acres located on the west corner of the overall Brickyard site. Specifically, Phase 2a is positioned between the north, west, and south legs of Brickyard Circle, west of Fifer Street, and west of Prairie Hawk Drive in Lot 3-5 Block 3. This site consists of 40,490 square feet of office/retail/event space, 15,070 square feet of restaurant space, 70,000 square feet of parking garage and 100 units of hotel.

Sanitary Sewer Conformance:

This project conforms to the sanitary sewer design as described in the Master Brickyard Utility Report as part of the Public Infrastructure Construction Documents (CD24-0030). There is a total of eight (8) sanitary sewer service lines across the Phase 2a site. There are one 4” and one 6” sanitary sewer service lines connecting to Building 1. Both sanitary sewer service lines connect from the east side of the building to the existing 8-inch sanitary main in Fifer St where sanitary flow is conveyed south to design point 1. There are four 6” sanitary sewer service lines connecting to Building 2. Two sanitary sewer service lines connect from the west side of the building to the existing 8-inch sanitary main in Brickyard Cir where sanitary flow is conveyed south and east to design point 1. The other two sanitary sewer service lines connect from the north side of the building to the proposed 8-inch sanitary main in the Phase 2 alley where sanitary flow is conveyed north to the existing 8-inch sanitary main in Brickyard Cir where the flow is conveyed east to design point 4. There are one 4” and one 6” sanitary sewer service lines connecting to Building 3. The 4” sanitary sewer service line connects from the south side of the building to the proposed 8-inch sanitary main in the Phase 2 alley where sanitary flow is conveyed north to the existing 8-inch sanitary main in Brickyard Cir where the flow is conveyed east to design point 4. The 6” sanitary sewer service line connects from the east side of the building to the proposed 8-inch sanitary main in the Phase 2 alley where sanitary flow is conveyed north to the existing 8-inch sanitary main in Brickyard Cir where the flow is conveyed east to design point 4. The service connections for the Phase 2 site were changed and have some of the flows split between Plan Area 1

and Plan Area 3. The changes made to the Building 2 routing do not change the flows accounted for across the overall design.

Wastewater Average Day Flows (ADF) have been computed using the following equation, utilizing standard values from Table 4.4.1.1 of the Town of Castle Rock Wastewater Collection Design Manual:

ADF = ADF/Unit * Unit

Building 1 and 2 are the two buildings contained within Plan Area 1, which has a wastewater demand of 155 SFE and a wasterwater average day flow of 30,914 GPD. Enclosed is a Sanitary Sewer Basin Exhibit for the full Master Site.

Water Conformance:

This project conforms to the water design as described in the Master Brickyard Utility Report as part of the Public Infrastructure Construction Documents (CD24-0030). There is a total of two (2) 3-inch domestic water service line connection across the Phase 2a site. The domestic water service line for Building 1 connects from the east side of the building to a proposed 8-inch water main in the Phase 2a alley that connects to the existing 8-inch water main in Fifer Street. The domestic water service line for Building 2 connects from the west side of the building to an existing 12-inch water main in Brickyard Cir. Additionally, the site has three 6-inch fire service lines. The fire service line for Building 1 connects from the east side of the building to an existing 8-inch water main in Fifer Street. The fire service line for Building 2 connects from the west side of the building to an existing 12-inch water main in Brickyard Cir. The fire service line for Building 3 connects from the north side of the building to an existing 12-inch water main in Brickyard Cir. The final meter size will be determined based on the required demand of the total building water supply fixture units and any additional water usage, as shown on the commercial fixture unit worksheet to be provided to the Town of Castle Rock at the time of building permitting. The Phase 2a site is located in the Town of Castle Rock's Blue Pressure Zone and will be served by Tank number 8. The domestic and fire connections for the Phase 2a Apartments were accounted for in the original design and the demand is modeled in the water model using WaterCAD.

The Average Day Demand (ADD) is calculated based on the usage. Equations are shown below:

Multi-Family Residential and Townhomes Average Day Demand (Section 4.4.1):

$ADD_{res\ (Hotel)}$ = (100 ROOMS) x (75 gpd)

Retail/Office Average Day Demand (Section 4.4.1):

ADD_{retail} = (40,490 SF) x (0.2 gpd/SF)

Restaurants Average Day Demand (Section 4.4.1):

$ADD_{restaurant}$ = (15,070 SF) x (3.0 gpd/SF)

The Max Day Demand (MDD) calculations are computed using the equation shown below:

MDD = (ADD) x (2.5)

The total Average Day Demand is 60,808 GPD, or 42.23 GPM. The total Max Day Demand is 152,020 GPD, or 105.57 GPM. Fire flow scenarios are modeled and included in this report. The calculated fire flow for the site is 4,500 GPM. A memo has been requested from the fire department to confirm the fire flow. The demand from the fire service line for the Building 1 is 500 GPM. The demand from the fire service line for the Building 2 is 750 GPM. The demand from the fire service line for the Building 3 is

500 GPM. This and the Max Day Demand equates to a water storage requirement of 902,020 gallons. There are no changes proposed to the routing. There are changes in the demand based on the Max Day Demand, based on square footage and usage changes to the buildings. Enclosed is the WaterCAD model outline for reference.

Please reach out if you have any questions or require additional information.

Sincerely,

HARRIS KOCHER SMITH

Libbey Endersbe, PE
Project Engineer

Attachments
1 – Master Sanitary Sewer Basin Exhibit
2 – Wastewater Flow and Hydraulic Modeling
3 – Master WaterCAD Model Map
4 – The Brickyard – Fire Flow Demands
5– The Brickyard – WaterCAD Fire Flow Results
6 – SDP Overall Utility Plan

NO CHANGES ARE TO BE MADE TO THIS DRAWING WITHOUT WRITTEN PERMISSION OF HARRIS KOCHER SMITH.

LEGEND

	EX
MANHOLE	
HYDRANT	
STREET LIGHT	
UNDERGROUND ELECTRIC	UE
WATER	W
IRRIGATION WATER	IR
GAS	G
STORM SEWER	ST
SANITARY SEWER	SS
UNDERGROUND ELECTRIC	UE

	PR
TRANSFORMER	
SWITCH CABINET	
UNDERGROUND ELECTRIC	UE
GAS MAIN	G
JOINT TRENCH	JT
MANHOLE	
HYDRANT	
INLET	
WATER	BW
STORM SEWER	ST
SANITARY SEWER	SS

BASIN REC — AREA 10.29 AC

BASIN PA-1 — AREA 2.20 AC

BASIN PA-2 — AREA 1.24 AC

BASIN PA-3 — AREA 2.25 AC

BASIN PA-4 — AREA 1.66 AC

BASIN PA-5 — AREA 3.11 AC

BLDG 1 · BLDG 2 · BLDG 3 · BLDG 4 · BLDG 5 · BLDG 6 · BLDG 7 · BLDG 8

PR 8" SANITARY SEWER (TYP)

PR 18" SANITARY SEWER (EXISTING REPLACEMENT)

EX 18" SANITARY SEWER

MATCH LINE - SEE SHEET 2

SANITARY SEWER BASIN EXHIBIT

(SHEET 1)

SCALE: 1"=70'

SCALE: 1" = 70'

HARRIS KOCHER SMITH
1120 Lincoln Street, Suite 1000
Denver, Colorado 80203
P: 303.623.6300 F: 303.623.6311
HarrisKocherSmith.com

Filepath: P:\2020\20078\ENGINEERING\UTILITIES\SANITARY\SANITARY BASIN MAP.DWG Layout: LAYOUT1
Plotted: FRI Mar 26, 2021 - 12:16:43P By: JTRobbins
Xrefs: p-xdfr-ph1, p-xdfr-ph2a, p-xdfr-ph2b, p-xdfr-ph3, p-xdfr-ph4, p-xdfr-ph5, p-xdfr-ph6, p-xdfr-ph7, p-xdfr-ph8, p-xdfr-ph9, p-xdfr-ph10, p-xdfr-ph11, p-xdfr-ph12a, p-xdfr-ph12b, p-xdfr-ph13, p-xdfr-ph14, p-xdfr-ph15, p-xdfr-ph16, p-xdfr-ph17, p-xdfr-ph18, p-xdfr-ph19, p-xdfr-ph20, p-xdfr-ph21, p-xdfr-ph22, p-xdfr-ph23, p-xdfr-ph24, p-xdfr-ph25, p-xdfr-ph26, p-xdfr-ph27, p-xdfr-ph28, p-xdfr-ph29, p-xdfr-ph30, p-xdfr-ph31, p-xdfr-ph32, p-xdfr-ph33, p-xdfr-ph34, p-xdfr-ph35, p-xdfr-ph36, p-xdfr-ph37, p-xdfr-ph38, p-xdfr-ph39, p-xdfr-ph40, p-xdfr-ph41, p-xdfr-ph42, p-xdfr-ph43, p-xdfr-ph44, p-xdfr-ph45, p-xdfr-ph46, p-xdfr-ph47, p-xdfr-ph48, p-xdfr-ph49, p-xdfr-ph50, p-xdfr-ph51, p-xdfr-ph52, p-xdfr-ph53, p-xdfr-ph54, p-xdfr-ph55, p-xdfr-ph56, p-xdfr-ph57, p-xdfr-ph58, p-xdfr-ph59, p-xdfr-ph60, p-xdfr-ph61, p-xdfr-ph62, p-xdfr-ph63, p-xdfr-ph64, p-xdfr-ph65, p-xdfr-ph66, p-xdfr-ph67, p-xdfr-ph68, p-xdfr-ph69, p-xdfr-ph70, p-xdfr-ph71, p-xdfr-ph72, p-xdfr-ph73, p-xdfr-ph74, p-xdfr-ph75, p-xdfr-ph76, p-xdfr-ph77, p-xdfr-ph78, p-xdfr-ph79, p-xdfr-ph80, p-xdfr-ph81, p-xdfr-ph82, p-xdfr-ph83, p-xdfr-ph84, p-xdfr-ph85, p-xdfr-ph86, p-xdfr-ph87, p-xdfr-ph88, p-xdfr-ph89, p-xdfr-ph90, p-xdfr-ph91, p-xdfr-ph92, p-xdfr-ph93, p-xdfr-ph94, p-xdfr-ph95, p-xdfr-ph96, p-xdfr-ph97, p-xdfr-ph98, p-xdfr-ph99, p-xdfr-ph100, p-xdfr-ph101, p-xdfr-ph102, p-xdfr-ph103, p-xdfr-ph104, p-xdfr-ph105, p-xdfr-ph106, p-xdfr-ph107, p-xdfr-ph108, p-xdfr-ph109, p-xdfr-ph110, p-xdfr-ph111, p-xdfr-ph112, p-xdfr-ph113, p-xdfr-ph114, p-xdfr-ph115, p-xdfr-ph116, p-xdfr-ph117, p-xdfr-ph118, p-xdfr-ph119, p-xdfr-ph120, p-xdfr-ph121, p-xdfr-ph122, p-xdfr-ph123, p-xdfr-ph124, p-xdfr-ph125, p-xdfr-ph126, p-xdfr-ph127, p-xdfr-ph128, p-xdfr-ph129, p-xdfr-ph130, p-xdfr-ph131, p-xdfr-ph132, p-xdfr-ph133, p-xdfr-ph134, p-xdfr-ph135, p-xdfr-ph136, p-xdfr-ph137, p-xdfr-ph138, p-xdfr-ph139, p-xdfr-ph140, p-xdfr-ph141, p-xdfr-ph142, p-xdfr-ph143, p-xdfr-ph144, p-xdfr-ph145, p-xdfr-ph146, p-xdfr-ph147, p-xdfr-ph148, p-xdfr-ph149, p-xdfr-ph150, p-xdfr-ph151, p-xdfr-ph152, p-xdfr-ph153, p-xdfr-ph154, p-xdfr-ph155, p-xdfr-ph156, p-xdfr-ph157, p-xdfr-ph158, p-xdfr-ph159, p-xdfr-ph160, p-xdfr-ph161, p-xdfr-ph162, p-xdfr-ph163, p-xdfr-ph164, p-xdfr-ph165, p-xdfr-ph166, p-xdfr-ph167, p-xdfr-ph168, p-xdfr-ph169, p-xdfr-ph170, p-xdfr-ph171, p-xdfr-ph172, p-xdfr-ph173, p-xdfr-ph174, p-xdfr-ph175, p-xdfr-ph176, p-xdfr-ph177, p-xdfr-ph178, p-xdfr-ph179, p-xdfr-ph180, p-xdfr-ph181, p-xdfr-ph182, p-xdfr-ph183, p-xdfr-ph184, p-xdfr-ph185, p-xdfr-ph186, p-xdfr-ph187, p-xdfr-ph188, p-xdfr-ph189, p-xdfr-ph190, p-xdfr-ph191, p-xdfr-ph192, p-xdfr-ph193, p-xdfr-ph194, p-xdfr-ph195, p-xdfr-ph196, p-xdfr-ph197, p-xdfr-ph198, p-xdfr-ph199, p-xdfr-ph200, p-xdfr-ph201, p-xdfr-ph202, p-xdfr-ph203, p-xdfr-ph204, p-xdfr-ph205, p-xdfr-ph206, p-xdfr-ph207, p-xdfr-ph208, p-xdfr-ph209, p-xdfr-ph210, p-xdfr-ph211, p-xdfr-ph212, p-xdfr-ph213, p-xdfr-ph214, p-xdfr-ph215, p-xdfr-ph216, p-xdfr-ph217, p-xdfr-ph218, p-xdfr-ph219, p-xdfr-ph220, p-xdfr-ph221, p-xdfr-ph222, p-xdfr-ph223, p-xdfr-ph224, p-xdfr-ph225, p-xdfr-ph226, p-xdfr-ph227, p-xdfr-ph228, p-xdfr-ph229, p-xdfr-ph230, p-xdfr-ph231, p-xdfr-ph232, p-xdfr-ph233, p-xdfr-ph234, p-xdfr-ph235, p-xdfr-ph236, p-xdfr-ph237, p-xdfr-ph238, p-xdfr-ph239, p-xdfr-ph240, p-xdfr-ph241, p-xdfr-ph242, p-xdfr-ph243, p-xdfr-ph244, p-xdfr-ph245, p-xdfr-ph246, p-xdfr-ph247, p-xdfr-ph248, p-xdfr-ph249, p-xdfr-ph250, p-xdfr-ph251, p-xdfr-ph252, p-xdfr-ph253, p-xdfr-ph254, p-xdfr-ph255, p-xdfr-ph256, p-xdfr-ph257, p-xdfr-ph258, p-xdfr-ph259, p-xdfr-ph260, p-xdfr-ph261, p-xdfr-ph262, p-xdfr-ph263, p-xdfr-ph264, p-xdfr-ph265, p-xdfr-ph266, p-xdfr-ph267, p-xdfr-ph268, p-xdfr-ph269, p-xdfr-ph270, p-xdfr-ph271, p-xdfr-ph272, p-xdfr-ph273, p-xdfr-ph274, p-xdfr-ph275, p-xdfr-ph276, p-xdfr-ph277, p-xdfr-ph278, p-xdfr-ph279, p-xdfr-ph280, p-xdfr-ph281, p-xdfr-ph282, p-xdfr-ph283, p-xdfr-ph284, p-xdfr-ph285, p-xdfr-ph286, p-xdfr-ph287, p-xdfr-ph288, p-xdfr-ph289, p-xdfr-ph290, p-xdfr-ph291, p-xdfr-ph292, p-xdfr-ph293, p-xdfr-ph294, p-xdfr-ph295, p-xdfr-ph296, p-xdfr-ph297, p-xdfr-ph298, p-xdfr-ph299, p-xdfr-ph300, p-xdfr-ph301, p-xdfr-ph302, p-xdfr-ph303, p-xdfr-ph304, p-xdfr-ph305, p-xdfr-ph306, p-xdfr-ph307, p-xdfr-ph308, p-xdfr-ph309, p-xdfr-ph310, p-xdfr-ph311, p-xdfr-ph312, p-xdfr-ph313, p-xdfr-ph314, p-xdfr-ph315, p-xdfr-ph316, p-xdfr-ph317, p-xdfr-ph318, p-xdfr-ph319, p-xdfr-ph320, p-xdfr-ph321, p-xdfr-ph322, p-xdfr-ph323, p-xdfr-ph324, p-xdfr-ph325, p-xdfr-ph326, p-xdfr-ph327, p-xdfr-ph328, p-xdfr-ph329, p-xdfr-ph330, p-xdfr-ph331, p-xdfr-ph332, p-xdfr-ph333, p-xdfr-ph334, p-xdfr-ph335, p-xdfr-ph336, p-xdfr-ph337, p-xdfr-ph338, p-xdfr-ph339, p-xdfr-ph340, p-xdfr-ph341, p-xdfr-ph342, p-xdfr-ph343, p-xdfr-ph344, p-xdfr-ph345, p-xdfr-ph346, p-xdfr-ph347, p-xdfr-ph348, p-xdfr-ph349, p-xdfr-ph350, p-xdfr-ph351, p-xdfr-ph352, p-xdfr-ph353, p-xdfr-ph354, p-xdfr-ph355, p-xdfr-ph356, p-xdfr-ph357, p-xdfr-ph358, p-xdfr-ph359, p-xdfr-ph360, p-xdfr-ph361, p-xdfr-ph362, p-xdfr-ph363, p-xdfr-ph364, p-xdfr-ph365, p-xdfr-ph366, p-xdfr-ph367, p-xdfr-ph368, p-xdfr-ph369, p-xdfr-ph370, p-xdfr-ph371, p-xdfr-ph372, p-xdfr-ph373, p-xdfr-ph374, p-xdfr-ph375, p-xdfr-ph376, p-xdfr-ph377, p-xdfr-ph378, p-xdfr-ph379, p-xdfr-ph380, p-xdfr-ph381, p-xdfr-ph382, p-xdfr-ph383, p-xdfr-ph384, p-xdfr-ph385, p-xdfr-ph386, p-xdfr-ph387, p-xdfr-ph388, p-xdfr-ph389, p-xdfr-ph390, p-xdfr-ph391, p-xdfr-ph392, p-xdfr-ph393, p-xdfr-ph394, p-xdfr-ph395, p-xdfr-ph396, p-xdfr-ph397, p-xdfr-ph398, p-xdfr-ph399, p-xdfr-ph400, p-xdfr-ph401, p-xdfr-ph402, p-xdfr-ph403, p-xdfr-ph404, p-xdfr-ph405, p-xdfr-ph406, p-xdfr-ph407, p-xdfr-ph408, p-xdfr-ph409, p-xdfr-ph410, p-xdfr-ph411, p-xdfr-ph412, p-xdfr-ph413, p-xdfr-ph414, p-xdfr-ph415, p-xdfr-ph416, p-xdfr-ph417, p-xdfr-ph418, p-xdfr-ph419, p-xdfr-ph420, p-xdfr-ph421, p-xdfr-ph422, p-xdfr-ph423, p-xdfr-ph424, p-xdfr-ph425, p-xdfr-ph426, p-xdfr-ph427, p-xdfr-ph428, p-xdfr-ph429, p-xdfr-ph430, p-xdfr-ph431, p-xdfr-ph432, p-xdfr-ph433, p-xdfr-ph434, p-xdfr-ph435, p-xdfr-ph436, p-xdfr-ph437, p-xdfr-ph438, p-xdfr-ph439, p-xdfr-ph440, p-xdfr-ph441, p-xdfr-ph442, p-xdfr-ph443, p-xdfr-ph444, p-xdfr-ph445, p-xdfr-ph446, p-xdfr-ph447, p-xdfr-ph448, p-xdfr-ph449, p-xdfr-ph450, p-xdfr-ph451, p-xdfr-ph452, p-xdfr-ph453, p-xdfr-ph454, p-xdfr-ph455, p-xdfr-ph456, p-xdfr-ph457, p-xdfr-ph458, p-xdfr-ph459, p-xdfr-ph460, p-xdfr-ph461, p-xdfr-ph462, p-xdfr-ph463, p-xdfr-ph464, p-xdfr-ph465, p-xdfr-ph466, p-xdfr-ph467, p-xdfr-ph468, p-xdfr-ph469, p-xdfr-ph470, p-xdfr-ph471, p-xdfr-ph472, p-xdfr-ph473, p-xdfr-ph474, p-xdfr-ph475, p-xdfr-ph476, p-xdfr-ph477, p-xdfr-ph478, p-xdfr-ph479, p-xdfr-ph480, p-xdfr-ph481, p-xdfr-ph482, p-xdfr-ph483, p-xdfr-ph484, p-xdfr-ph485, p-xdfr-ph486, p-xdfr-ph487, p-xdfr-ph488, p-xdfr-ph489, p-xdfr-ph490, p-xdfr-ph491, p-xdfr-ph492, p-xdfr-ph493, p-xdfr-ph494, p-xdfr-ph495, p-xdfr-ph496, p-xdfr-ph497, p-xdfr-ph498, p-xdfr-ph499, p-xdfr-ph500, p-xdfr-ph501, p-xdfr-ph502, p-xdfr-ph503, p-xdfr-ph504, p-xdfr-ph505, p-xdfr-ph506, p-xdfr-ph507, p-xdfr-ph508, p-xdfr-ph509, p-xdfr-ph510, p-xdfr-ph511, p-xdfr-ph512, p-xdfr-ph513, p-xdfr-ph514, p-xdfr-ph515, p-xdfr-ph516, p-xdfr-ph517, p-xdfr-ph518, p-xdfr-ph519, p-xdfr-ph520, p-xdfr-ph521, p-xdfr-ph522, p-xdfr-ph523, p-xdfr-ph524, p-xdfr-ph525, p-xdfr-ph526, p-xdfr-ph527, p-xdfr-ph528, p-xdfr-ph529, p-xdfr-ph530, p-xdfr-ph531, p-xdfr-ph532, p-xdfr-ph533, p-xdfr-ph534, p-xdfr-ph535, p-xdfr-ph536, p-xdfr-ph537, p-xdfr-ph538, p-xdfr-ph539, p-xdfr-ph540, p-xdfr-ph541, p-xdfr-ph542, p-xdfr-ph543, p-xdfr-ph544, p-xdfr-ph545, p-xdfr-ph546, p-xdfr-ph547, p-xdfr-ph548, p-xdfr-ph549, p-xdfr-ph550, p-xdfr-ph551, p-xdfr-ph552, p-xdfr-ph553, p-xdfr-ph554, p-xdfr-ph555, p-xdfr-ph556, p-xdfr-ph557, p-xdfr-ph558, p-xdfr-ph559, p-xdfr-ph560, p-xdfr-ph561, p-xdfr-ph562, p-xdfr-ph563, p-xdfr-ph564, p-xdfr-ph565, p-xdfr-ph566, p-xdfr-ph567, p-xdfr-ph568, p-xdfr-ph569, p-xdfr-ph570, p-xdfr-ph571, p-xdfr-ph572, p-xdfr-ph573, p-xdfr-ph574, p-xdfr-ph575, p-xdfr-ph576, p-xdfr-ph577, p-xdfr-ph578, p-xdfr-ph579, p-xdfr-ph580, p-xdfr-ph581, p-xdfr-ph582, p-xdfr-ph583, p-xdfr-ph584, p-xdfr-ph585, p-xdfr-ph586, p-xdfr-ph587, p-xdfr-ph588, p-xdfr-ph589, p-xdfr-ph590, p-xdfr-ph591, p-xdfr-ph592, p-xdfr-ph593, p-xdfr-ph594, p-xdfr-ph595, p-xdfr-ph596, p-xdfr-ph597, p-xdfr-ph598, p-xdfr-ph599, p-xdfr-ph600, p-xdfr-ph601, p-xdfr-ph602, p-xdfr-ph603, p-xdfr-ph604, p-xdfr-ph605, p-xdfr-ph606, p-xdfr-ph607, p-xdfr-ph608, p-xdfr-ph609, p-xdfr-ph610, p-xdfr-ph611, p-xdfr-ph612, p-xdfr-ph613, p-xdfr-ph614, p-xdfr-ph615, p-xdfr-ph616, p-xdfr-ph617, p-xdfr-ph618, p-xdfr-ph619, p-xdfr-ph620, p-xdfr-ph621, p-xdfr-ph622, p-xdfr-ph623, p-xdfr-ph624, p-xdfr-ph625, p-xdfr-ph626, p-xdfr-ph627, p-xdfr-ph628, p-xdfr-ph629, p-xdfr-ph630, p-xdfr-ph631, p-xdfr-ph632, p-xdfr-ph633, p-xdfr-ph634, p-xdfr-ph635, p-xdfr-ph636, p-xdfr-ph637, p-xdfr-ph638, p-xdfr-ph639, p-xdfr-ph640, p-xdfr-ph641, p-xdfr-ph642, p-xdfr-ph643, p-xdfr-ph644, p-xdfr-ph645, p-xdfr-ph646, p-xdfr-ph647, p-xdfr-ph648, p-xdfr-ph649, p-xdfr-ph650, p-xdfr-ph651, p-xdfr-ph652, p-xdfr-ph653, p-xdfr-ph654, p-xdfr-ph655, p-xdfr-ph656, p-xdfr-ph657, p-xdfr-ph658, p-xdfr-ph659, p-xdfr-ph660, p-xdfr-ph661, p-xdfr-ph662, p-xdfr-ph663, p-xdfr-ph664, p-xdfr-ph665, p-xdfr-ph666, p-xdfr-ph667, p-xdfr-ph668, p-xdfr-ph669, p-xdfr-ph670, p-xdfr-ph671, p-xdfr-ph672, p-xdfr-ph673, p-xdfr-ph674, p-xdfr-ph675, p-xdfr-ph676, p-xdfr-ph677, p-xdfr-ph678, p-xdfr-ph679, p-xdfr-ph680, p-xdfr-ph681, p-xdfr-ph682, p-xdfr-ph683, p-xdfr-ph684, p-xdfr-ph685, p-xdfr-ph686, p-xdfr-ph687, p-xdfr-ph688, p-xdfr-ph689, p-xdfr-ph690, p-xdfr-ph691, p-xdfr-ph692, p-xdfr-ph693, p-xdfr-ph694, p-xdfr-ph695, p-xdfr-ph696, p-xdfr-ph697, p-xdfr-ph698, p-xdfr-ph699, p-xdfr-ph700, p-xdfr-ph701, p-xdfr-ph702, p-xdfr-ph703, p-xdfr-ph704, p-xdfr-ph705, p-xdfr-ph706, p-xdfr-ph707, p-xdfr-ph708, p-xdfr-ph709, p-xdfr-ph710, p-xdfr-ph711, p-xdfr-ph712, p-xdfr-ph713, p-xdfr-ph714, p-xdfr-ph715, p-xdfr-ph716, p-xdfr-ph717, p-xdfr-ph718, p-xdfr-ph719, p-xdfr-ph720, p-xdfr-ph721, p-xdfr-ph722, p-xdfr-ph723, p-xdfr-ph724, p-xdfr-ph725, p-xdfr-ph726, p-xdfr-ph727, p-xdfr-ph728, p-xdfr-ph729, p-xdfr-ph730, p-xdfr-ph731, p-xdfr-ph732, p-xdfr-ph733, p-xdfr-ph734, p-xdfr-ph735, p-xdfr-ph736, p-xdfr-ph737, p-xdfr-ph738, p-xdfr-ph739, p-xdfr-ph740, p-xdfr-ph741, p-xdfr-ph742, p-xdfr-ph743, p-xdfr-ph744, p-xdfr-ph745, p-xdfr-ph746, p-xdfr-ph747, p-xdfr-ph748, p-xdfr-ph749, p-xdfr-ph750, p-xdfr-ph751, p-xdfr-ph752, p-xdfr-ph753, p-xdfr-ph754, p-xdfr-ph755, p-xdfr-ph756, p-xdfr-ph757, p-xdfr-ph758, p-xdfr-ph759, p-xdfr-ph760, p-xdfr-ph761, p-xdfr-ph762, p-xdfr-ph763, p-xdfr-ph764, p-xdfr-ph765, p-xdfr-ph766, p-xdfr-ph767, p-xdfr-ph768, p-xdfr-ph769, p-xdfr-ph770, p-xdfr-ph771, p-xdfr-ph772, p-xdfr-ph773, p-xdfr-ph774, p-xdfr-ph775, p-xdfr-ph776, p-xdfr-ph777, p-xdfr-ph778, p-xdfr-ph779, p-xdfr-ph780, p-xdfr-ph781, p-xdfr-ph782, p-xdfr-ph783, p-xdfr-ph784, p-xdfr-ph785, p-xdfr-ph786, p-xdfr-ph787, p-xdfr-ph788, p-xdfr-ph789, p-xdfr-ph790, p-xdfr-ph791, p-xdfr-ph792, p-xdfr-ph793, p-xdfr-ph794, p-xdfr-ph795, p-xdfr-ph796, p-xdfr-ph797, p-xdfr-ph798, p-xdfr-ph799, p-xdfr-ph800, p-xdfr-ph801, p-xdfr-ph802, p-xdfr-ph803, p-xdfr-ph804, p-xdfr-ph805, p-xdfr-ph806, p-xdfr-ph807, p-xdfr-ph808, p-xdfr-ph809, p-xdfr-ph810, p-xdfr-ph811, p-xdfr-ph812, p-xdfr-ph813, p-xdfr-ph814, p-xdfr-ph815, p-xdfr-ph816, p-xdfr-ph817, p-xdfr-ph818, p-xdfr-ph819, p-xdfr-ph820, p-xdfr-ph821, p-xdfr-ph822, p-xdfr-ph823, p-xdfr-ph824, p-xdfr-ph825, p-xdfr-ph826, p-xdfr-ph827, p-xdfr-ph828, p-xdfr-ph829, p-xdfr-ph830, p-xdfr-ph831, p-xdfr-ph832, p-xdfr-ph833, p-xdfr-ph834, p-xdfr-ph835, p-xdfr-ph836, p-xdfr-ph837, p-xdfr-ph838, p-xdfr-ph839, p-xdfr-ph840, p-xdfr-ph841, p-xdfr-ph842, p-xdfr-ph843, p-xdfr-ph844, p-xdfr-ph845, p-xdfr-ph846, p-xdfr-ph847, p-xdfr-ph848, p-xdfr-ph849, p-xdfr-ph850, p-xdfr-ph851, p-xdfr-ph852, p-xdfr-ph853, p-xdfr-ph854, p-xdfr-ph855, p-xdfr-ph856, p-xdfr-ph857, p-xdfr-ph858, p-xdfr-ph859, p-xdfr-ph860, p-xdfr-ph861, p-xdfr-ph862, p-xdfr-ph863, p-xdfr-ph864, p-xdfr-ph865, p-xdfr-ph866, p-xdfr-ph867, p-xdfr-ph868, p-xdfr-ph869, p-xdfr-ph870, p-xdfr-ph871, p-xdfr-ph872, p-xdfr-ph873, p-xdfr-ph874, p-xdfr-ph875, p-xdfr-ph876, p-xdfr-ph877, p-xdfr-ph878, p-xdfr-ph879, p-xdfr-ph880, p-xdfr-ph881, p-xdfr-ph882, p-xdfr-ph883, p-xdfr-ph884, p-xdfr-ph885, p-xdfr-ph886, p-xdfr-ph887, p-xdfr-ph888, p-xdfr-ph889, p-xdfr-ph890, p-xdfr-ph891, p-xdfr-ph892, p-xdfr-ph893, p-xdfr-ph894, p-xdfr-ph895, p-xdfr-ph896, p-xdfr-ph897, p-xdfr-ph898, p-xdfr-ph899, p-xdfr-ph900, p-xdfr-ph901, p-xdfr-ph902, p-xdfr-ph903, p-xdfr-ph904, p-xdfr-ph905, p-xdfr-ph906, p-xdfr-ph907, p-xdfr-ph908, p-xdfr-ph909, p-xdfr-ph910, p-xdfr-ph911, p-xdfr-ph912, p-xdfr-ph913, p-xdfr-ph914, p-xdfr-ph915, p-xdfr-ph916, p-xdfr-ph917, p-xdfr-ph918, p-xdfr-ph919, p-xdfr-ph920, p-xdfr-ph921, p-xdfr-ph922, p-xdfr-ph923, p-xdfr-ph924, p-xdfr-ph925, p-xdfr-ph926, p-xdfr-ph927, p-xdfr-ph928, p-xdfr-ph929, p-xdfr-ph930, p-xdfr-ph931, p-xdfr-ph932, p-xdfr-ph933, p-xdfr-ph934, p-xdfr-ph935, p-xdfr-ph936, p-xdfr-ph937, p-xdfr-ph938, p-xdfr-ph939, p-xdfr-ph940, p-xdfr-ph941, p-xdfr-ph942, p-xdfr-ph943, p-xdfr-ph944, p-xdfr-ph945, p-xdfr-ph946, p-xdfr-ph947, p-xdfr-ph948, p-xdfr-ph949, p-xdfr-ph950, p-xdfr-ph951, p-xdfr-ph952, p-xdfr-ph953, p-xdfr-ph954, p-xdfr-ph955, p-xdfr-ph956, p-xdfr-ph957, p-xdfr-ph958, p-xdfr-ph959, p-xdfr-ph960, p-xdfr-ph961, p-xdfr-ph962, p-xdfr-ph963, p-xdfr-ph964, p-xdfr-ph965, p-xdfr-ph966, p-xdfr-ph967, p-xdfr-ph968, p-xdfr-ph969, p-xdfr-ph970, p-xdfr-ph971, p-xdfr-ph972, p-xdfr-ph973, p-xdfr-ph974, p-xdfr-ph975, p-xdfr-ph976, p-xdfr-ph977, p-xdfr-ph978, p-xdfr-ph979, p-xdfr-ph980, p-xdfr-ph981, p-xdfr-ph982, p-xdfr-ph983, p-xdfr-ph984, p-xdfr-ph985, p-xdfr-ph986, p-xdfr-ph987, p-xdfr-ph988, p-xdfr-ph989, p-xdfr-ph990, p-xdfr-ph991, p-xdfr-ph992, p-xdfr-ph993, p-xdfr-ph994, p-xdfr-ph995, p-xdfr-ph996, p-xdfr-ph997, p-xdfr-ph998, p-xdfr-ph999, p-xdfr-ph1000

Brickyard at Castle Rock

Sanitary Sewer - Average Daily Flow Calculations

Design Point	Average Daily Flow (GPD)						Total Average Daily Flow (GPD)	Total Average	Peaking Factor
	Residential (MF)	*Retail/Office*	*Resturaunts*	*Other*	*Hotel*	*Gym/Fitness*			
Rec Center	-	-	-		-	72,500.00	72,500.00	0.07	5.00
Plan Area 1	-	3,869.00	21,795.00		5,250.00	-	30,914.00	0.03	5.00
Plan Area 2	8,580.00					-	8,580.00	0.01	5.00
Plan Area 3	2,600.00	420.00	1,890.00	-	5,250.00	-	10,160.00	0.01	5.00
Plan Area 4				930.00	-	-	930.00	0.00	5.00
Plan Area 5	38,740.00	3,000.00	16,800.00		-	-	58,540.00	0.06	5.00
Total	49,920.00	7,289.00	40,485.00	930.00	10,500.00	72,500.00	181,624.00	0.18	4.86

Brickyard at Castle Rock

Sanitary Sewer - Summary Table

Sanitary Sewer Pipe Tabulation - OS to DP7												
Design Point	*Pipe Size (inches)*	*Pipe Slope (%)*	*Tributary Design Point*	*Tributary SFEs*	*Average Daily Flow (ADF) (MGPD)*	*Peaking Factor*	*Peak Design Flow (PDF) (cfs)*	*PDF Velocity (f/s)*	*Full Pipe Flow (Q_{full}) (cfs)*	*Max Capacity [1] (cfs)*	*PDF/Max Capacity (%)*	*Notes*
EX	24	1.49%	-	-	-	-	0.034	-	35.90	26.92	0.13%	Per ToCR (Topeka & Prairie Hawk)
OS	24	1.50%	-	-	-	-	13.22	-	36.02	27.01	48.94%	Future development flow per Miller's Landing Phase 1 Utility Report (1.33 cfs) + Dawson Trail Estimate (11.89 cfs)
1	8	1.65%	-	335.82	0.10	5.00	0.82	5.09	2.02	1.51	54.02%	Rec Center & Plan Area 1(70% of Building 2)
1.5	8	1.65%	1, 33% of PA-5	433.39	0.12	5.00	0.97	5.15	2.02	1.51	64.21%	Rec Center & Plan Area 1 & 33% of PA-5 (Building 5)
2	24	0.52%	OS, EX, 1, 1.5	433.39	0.12	5.00	14.23	6.65	21.21	15.91	89.44%	Rec Center + Existing Prairie Hawk+Miller's Landing
3	8	3.00%	-	42.90	0.01	5.00	0.07	2.89	2.72	2.04	3.32%	Plan area 2
4	8	1.10%	-	18.61	0.01	5.00	0.08	2.31	1.65	1.24	6.50%	Plan area 3 & 70% of Building 2
5	8	1.86%	3, 4	61.51	0.02	5.00	0.15	2.72	2.14	1.61	9.22%	Plan area 2, 3, & 70% of Building 2
6	8	1.86%	67% of PA-5	261.29	0.06	5.00	0.46	4.22	2.14	1.61	28.88%	Plan area 2, 3, 4, 67% of PA-5 (Building 5), & 70% of Building 2
7	24	0.80%	2, 6	694.68	-	-	14.69	7.9	26.30	19.73	74.46%	Site Total + Existing Prairie Hawk+Miller's Landing

Sanitary Sewer Pipe Tabulation - DP7 to DP-D8												
Design Point	*Pipe Size (inches)*	*Pipe Slope (%)*	*Tributary Design Point*	*Tributary SFEs*	*Average Daily Flow (ADF) (MGPD)*	*Peaking Factor*	*Peak Design Flow (PDF) (cfs)*	*PDF Velocity (f/s)*	*Full Pipe Flow (Q_{full}) (cfs)*	*Max Capacity [1] (cfs)*	*PDF/Max Capacity (%)*	*Notes*
D1	24	0.50%	2, 6	694.68	-	-	14.69	4.5	20.80	15.60	94.19%	
D2	24	0.50%	2, 6	694.68	-	-	14.69	4.5	20.80	15.60	94.19%	
D3	24	2.72%	2, 6	694.68	-	-	14.69	4.5	48.50	36.38	40.38%	
D4	24	0.53%	2, 6	694.68	-	-	14.69	4.5	21.41	16.06	91.48%	
D5	24	1.80%	2, 6	694.68	-	-	14.69	4.5	39.46	29.59	49.64%	
D6	24	1.80%	2, 6	694.68	-	-	14.69	4.5	39.46	29.59	49.64%	
D7	24	1.80%	2, 6	694.68	-	-	14.69	4.5	39.46	29.59	49.64%	
D8	24	1.80%	2, 6	694.68	-	-	14.69	4.5	39.46	29.59	49.64%	

Notes:

1. Maximum capacity is defined as 75% of Q_{full}

Channel Report

Hydraflow Express Extension for Autodesk® Civil 3D® by Autodesk, Inc. Friday, Apr 10 2026

Proposed - 8in Sanitary Sewer (DP1 Peak Design Flow)

Circular

Diameter (ft)	= 0.67
Invert Elev (ft)	= 6232.35
Slope (%)	= 1.65
N-Value	= 0.011

Calculations

Compute by:	Known Q
Known Q (cfs)	= 0.82

Highlighted

Depth (ft)	= 0.32
Q (cfs)	= 0.820
Area (sqft)	= 0.17
Velocity (ft/s)	= 4.91
Wetted Perim (ft)	= 1.03
Crit Depth, Yc (ft)	= 0.43
Top Width (ft)	= 0.67
EGL (ft)	= 0.69

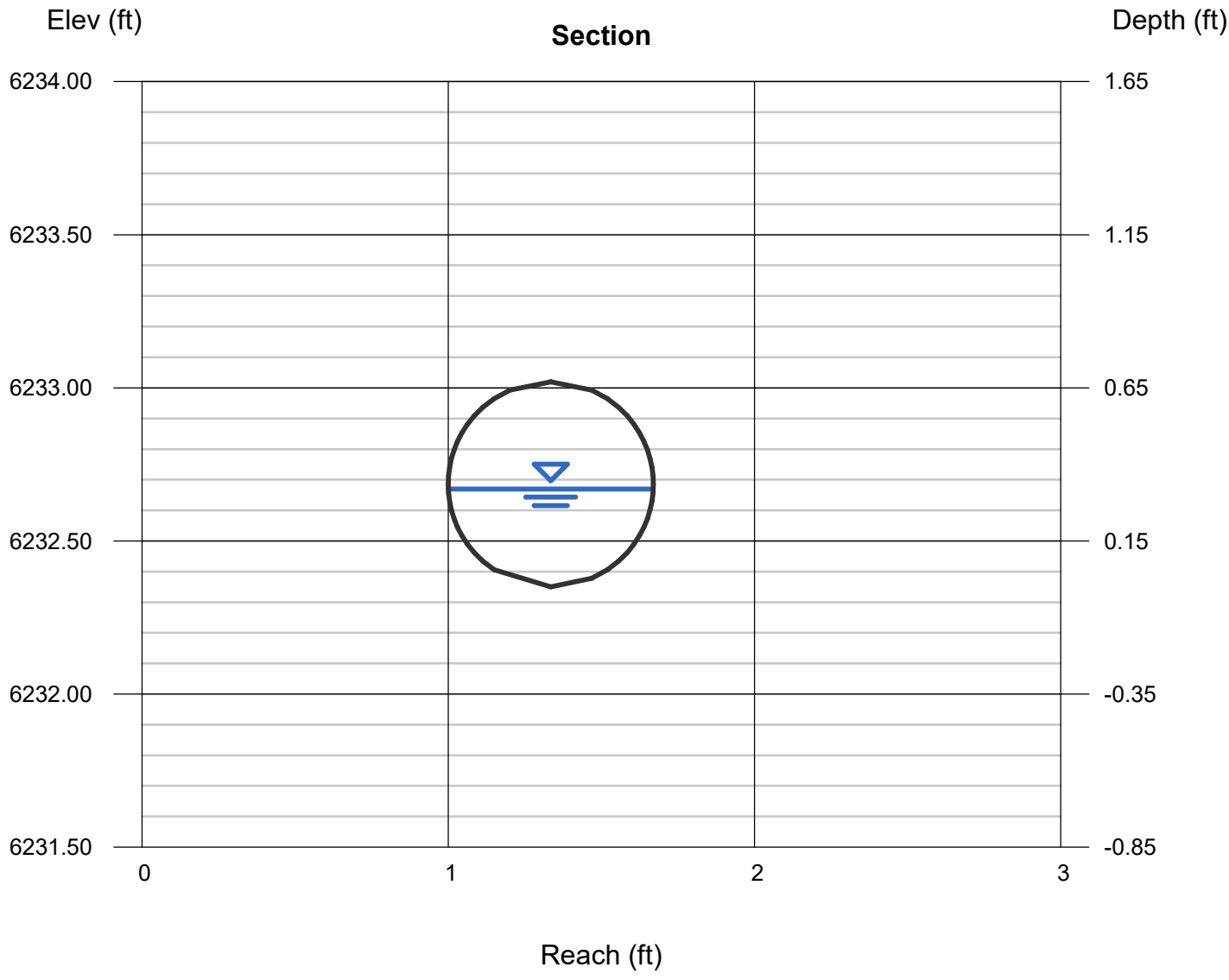

Channel Report

Hydraflow Express Extension for Autodesk® Civil 3D® by Autodesk, Inc. Friday, Apr 10 2026

Proposed - 8in Sanitary Sewer (DP4 Peak Design Flow)

Circular

Diameter (ft)	= 0.67
Invert Elev (ft)	= 6235.57
Slope (%)	= 5.71
N-Value	= 0.011

Calculations

Compute by:	Known Q
Known Q (cfs)	= 0.07

Highlighted

Depth (ft)	= 0.07
Q (cfs)	= 0.070
Area (sqft)	= 0.02
Velocity (ft/s)	= 3.55
Wetted Perim (ft)	= 0.44
Crit Depth, Yc (ft)	= 0.12
Top Width (ft)	= 0.41
EGL (ft)	= 0.27

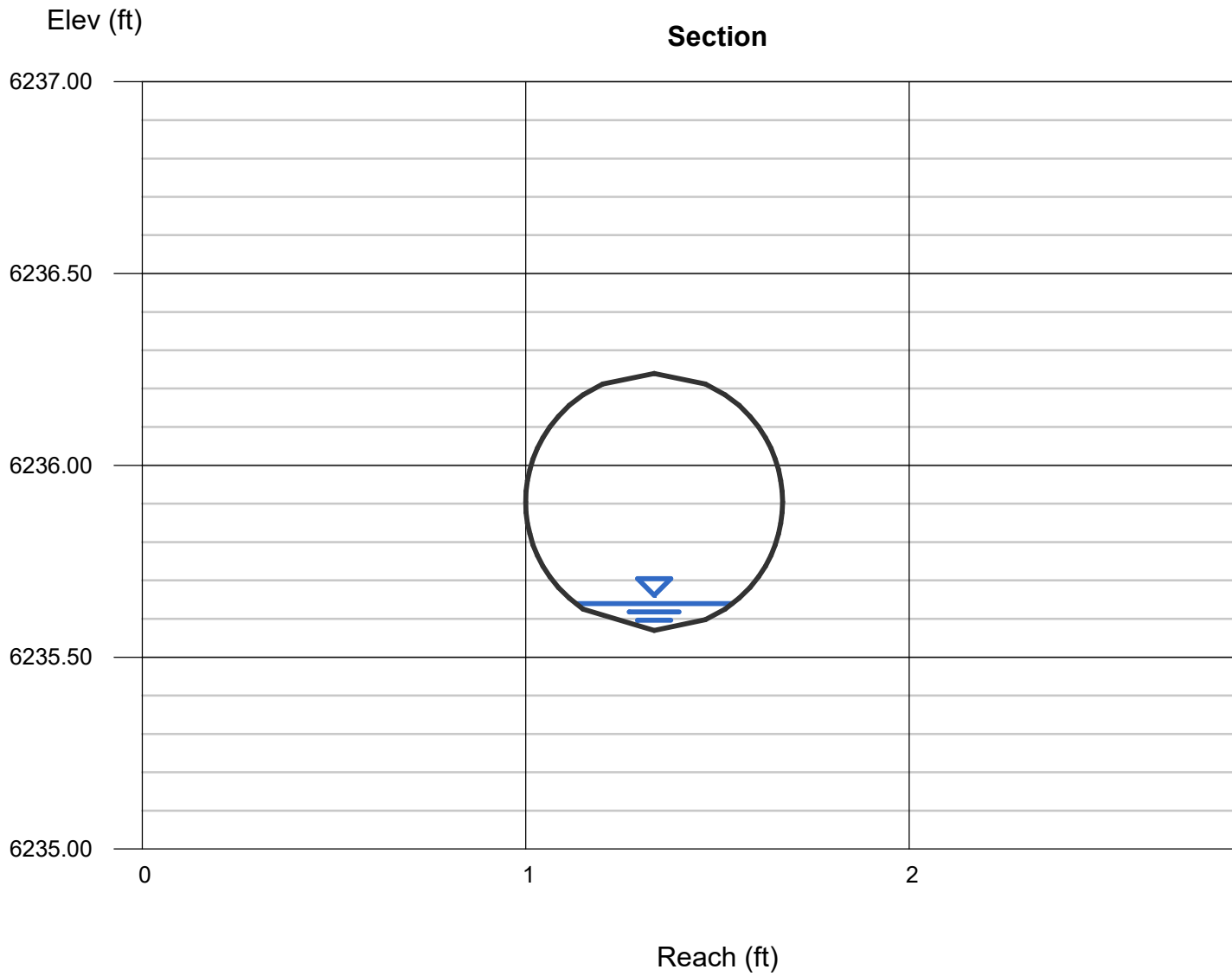

NO CHANGES ARE TO BE MADE TO THIS DRAWING WITHOUT WRITTEN PERMISSION OF HARRIS KOCHER SMITH.

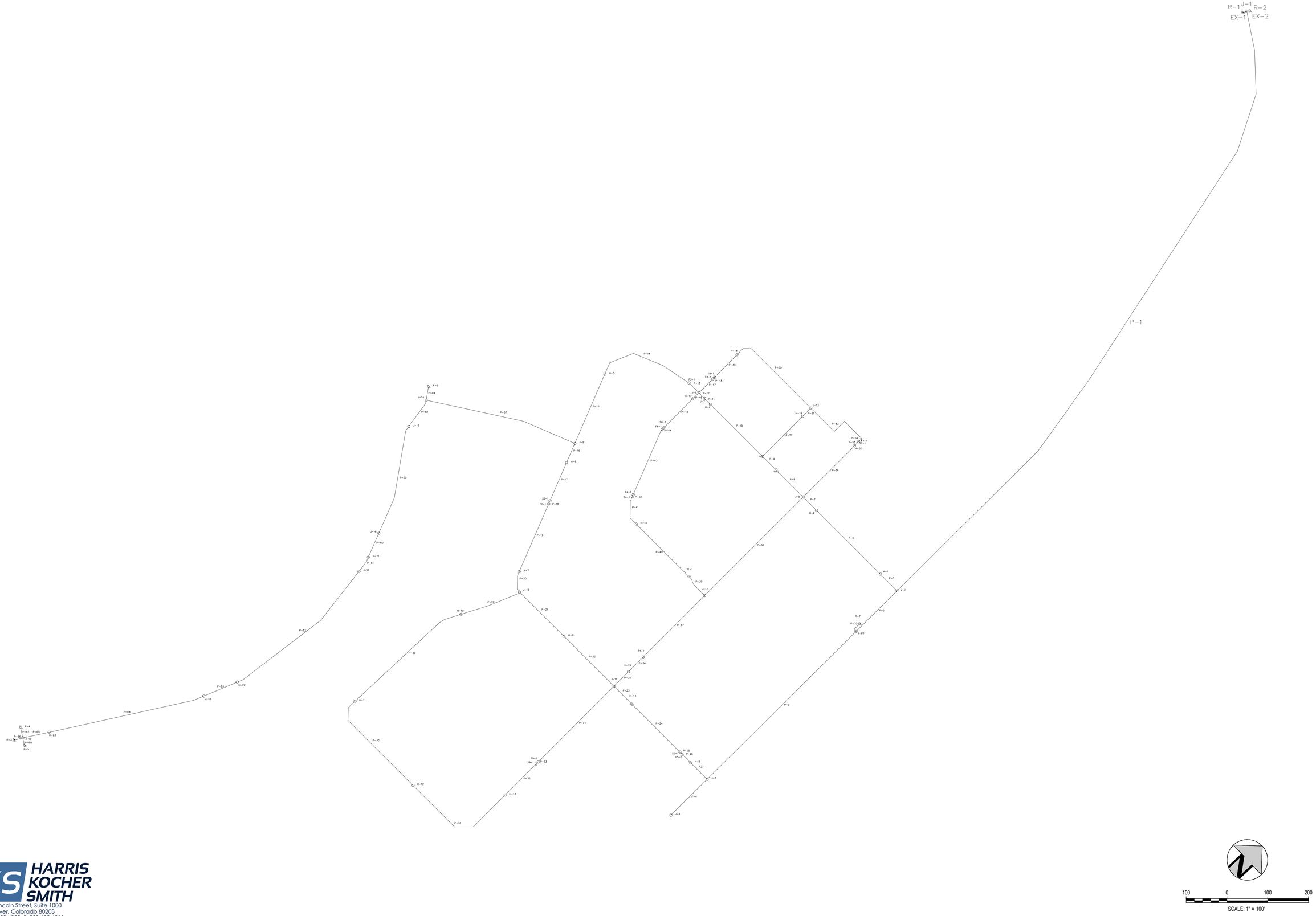

HARRIS KOCHER SMITH
1120 Lincoln Street, Suite 1000
Denver, Colorado 80203
P: 303.623.6300 F: 303.623.6311
HarrisKocherSmith.com

Filepath: P:\2020\2007261\DOCUMENTS\UTILITIES\WATER\WATERCAD\BRICKYARD WATERCAD MAP EXHIBIT.DWG Layout: LAYOUT1
NO XREFs
Plotted: TUE 04/07/26 2:51:07 PM By: JT Robbins

The Brickyard
Fire Flow Demands
Project # 200726
4/7/2026

TABLE 1. THE BRICKYARD - FIRE FLOW TABLE									
BUILDING	TOTAL SQUARE FOOTAGE	CONSTRUCTION TYPE	NUMBER OF STORIES	SPRINKLED	UNADJUSTED FIRE FLOW (IFC TABLE B105.1)(GPM)	CALCULATED FIRE FLOW (75% REDUCTION FOR SPRINKLERED BUILDING (IFC TABLE B105.1)(GPM)	MINIMUM NUMBERS OF HYDRANTS (IFC TABLE C105.1)	AVG SPACING BETWEEN HYD (FT) (IFC TABLE C105.1)	FIRE FLOW TO EACH HYDRANT (GPM)
Building 1	47,760	Type III-B	3	YES, NFPA 13	4750	1500	1	500	1500
Building 2	70,000	Type I-A & III-A	6	YES, NFPA 13	3560	1500	1	500	1500
Building 3	79,396	I-B	3	YES, NFPA 13	3000	1500	1	500	1500
Building 4	108,000	V-A	4	YES, NFPA 13	6000	1500	1	500	1500
Building 5	354,540	Type I-A & V-A	5	YES, NFPA 13	7360	1840	1	500	1840
Building 6	35,000	V-A	3	YES, NFPA 13R	3250	1500	1	500	1500
Building 7	67,600	II-A	2	YES, NFPA 13	3750	1500	1	500	1500
Building 8	15,000	II-A	1	YES, NFPA 13	1750	1500	1	500	1500
Building 9	145,593	Type II-B	2	YES, NFPA 13	8000	2000	2	450	1500

Notes:

1. Calculated fire flow (GPM) is from the 2024 International Fire Code Table B105.1
2. Minimum number of hydrants is from the 2024 International Fire Code Table C105.1
3. Standard 75% reduction is used for all flows.
4. For all calculated flows below 1500 gpm needing one hydrant, a minimum flow of 1500 gpm for one hydrant will be used per fire departement standards.

100% Static

Pipe Table - Time: 0.00 hours

Label	Length (Scaled) (ft)	Diameter (in)	Flow (gpm)	Material	Hazen-Williams C	Velocity (Maximum) (ft/s)	Headloss Gradient (ft/ft)	Pressure Loss (psi)
EX-1	11	12.0	0	PVC	120.0	0.00	0.000	0.0
EX-2	7	12.0	0	PVC	120.0	0.00	0.000	0.0
P-1	1,723	12.0	0	PVC	120.0	0.00	0.000	0.0
P-2	142	12.0	0	PVC	120.0	0.00	0.000	0.0
P-3	515	12.0	0	PVC	120.0	0.00	0.000	0.0
P-4	125	12.0	0	PVC	120.0	0.00	0.000	0.0
P-5	58	8.0	0	PVC	120.0	0.00	0.000	0.0
P-6	221	8.0	0	PVC	120.0	0.00	0.000	0.0
P-7	46	8.0	0	PVC	120.0	0.00	0.000	0.0
P-8	94	8.0	0	PVC	120.0	0.00	0.000	0.0
P-9	47	8.0	0	PVC	120.0	0.00	0.000	0.0
P-10	181	8.0	0	PVC	120.0	0.00	0.000	0.0
P-11	20	8.0	0	PVC	120.0	0.00	0.000	0.0
P-12	20	12.0	0	PVC	120.0	0.00	0.000	0.0
P-13	34	12.0	0	PVC	120.0	0.00	0.000	0.0
P-14	248	12.0	0	PVC	120.0	0.00	0.000	0.0
P-15	185	12.0	0	PVC	120.0	0.00	0.000	0.0
P-16	52	12.0	0	PVC	120.0	0.00	0.000	0.0
P-17	102	12.0	0	PVC	120.0	0.00	0.000	0.0
P-18	8	12.0	0	PVC	120.0	0.00	0.000	0.0
P-19	181	12.0	0	PVC	120.0	0.00	0.000	0.0
P-20	53	12.0	0	PVC	120.0	0.00	0.000	0.0
P-21	154	12.0	0	PVC	120.0	0.00	0.000	0.0
P-22	173	12.0	0	PVC	120.0	0.00	0.000	0.0
P-23	63	12.0	0	PVC	120.0	0.00	0.000	0.0
P-24	166	12.0	0	PVC	120.0	0.00	0.000	0.0
P-25	8	12.0	0	PVC	120.0	0.00	0.000	0.0
P-26	29	12.0	0	PVC	120.0	0.00	0.000	0.0
P-28	154	12.0	0	PVC	120.0	0.00	0.000	0.0
P-29	340	12.0	0	PVC	120.0	0.00	0.000	0.0
P-30	279	12.0	0	PVC	120.0	0.00	0.000	0.0
P-31	300	12.0	0	PVC	120.0	0.00	0.000	0.0
P-32	108	12.0	0	PVC	120.0	0.00	0.000	0.0
P-33	7	12.0	0	PVC	120.0	0.00	0.000	0.0
P-34	263	12.0	0	PVC	120.0	0.00	0.000	0.0
P-35	50	8.0	0	PVC	120.0	0.00	0.000	0.0
P-36	51	8.0	0	PVC	120.0	0.00	0.000	0.0
P-37	213	8.0	0	PVC	120.0	0.00	0.000	0.0
P-38	342	8.0	0	PVC	120.0	0.00	0.000	0.0
P-39	61	8.0	0	PVC	120.0	0.00	0.000	0.0
P-40	183	8.0	0	PVC	120.0	0.00	0.000	0.0
P-41	74	8.0	0	PVC	120.0	0.00	0.000	0.0
P-42	6	8.0	0	PVC	120.0	0.00	0.000	0.0
P-43	175	8.0	0	PVC	120.0	0.00	0.000	0.0
P-44	6	8.0	0	PVC	120.0	0.00	0.000	0.0
P-45	100	8.0	0	PVC	120.0	0.00	0.000	0.0

100% Static

Pipe Table - Time: 0.00 hours

Label	Length (Scaled) (ft)	Diameter (in)	Flow (gpm)	Material	Hazen-Williams C	Velocity (Maximum) (ft/s)	Headloss Gradient (ft/ft)	Pressure Loss (psi)
P-46	21	8.0	0	PVC	120.0	0.00	0.000	0.0
P-47	48	8.0	0	PVC	120.0	0.00	0.000	0.0
P-48	6	8.0	0	PVC	120.0	0.00	0.000	0.0
P-49	78	8.0	0	PVC	120.0	0.00	0.000	0.0
P-50	248	8.0	0	PVC	120.0	0.00	0.000	0.0
P-51	28	8.0	0	PVC	120.0	0.00	0.000	0.0
P-52	139	8.0	0	PVC	120.0	0.00	0.000	0.0
P-53	181	8.0	0	PVC	120.0	0.00	0.000	0.0
P-54	6	8.0	0	PVC	120.0	0.00	0.000	0.0
P-55	14	8.0	0	PVC	120.0	0.00	0.000	0.0
P-56	178	8.0	0	PVC	120.0	0.00	0.000	0.0
P-57	381	12.0	0	PVC	120.0	0.00	0.000	0.0
P-58	78	12.0	0	PVC	120.0	0.00	0.000	0.0
P-59	275	12.0	0	PVC	120.0	0.00	0.000	0.0
P-60	64	12.0	0	PVC	120.0	0.00	0.000	0.0
P-61	42	12.0	0	PVC	120.0	0.00	0.000	0.0
P-62	408	12.0	0	PVC	120.0	0.00	0.000	0.0
P-63	89	12.0	0	PVC	120.0	0.00	0.000	0.0
P-64	390	12.0	0	PVC	120.0	0.00	0.000	0.0
P-65	66	12.0	0	PVC	120.0	0.00	0.000	0.0
P-66	22	12.0	0	PVC	120.0	0.00	0.000	0.0
P-67	26	16.0	0	PVC	120.0	0.00	0.000	0.0
P-68	19	16.0	0	PVC	120.0	0.00	0.000	0.0
P-69	34	12.0	0	PVC	120.0	0.00	0.000	0.0
P-70	27	12.0	0	PVC	120.0	0.00	0.000	0.0
P27	58	12.0	0	PVC	120.0	0.00	0.000	0.0

100% Static

Junction Table - Time: 0.00 hours

Label	Demand (gpm)	Demand Collection	Pressure (psi)	Hydraulic Grade (ft)	Pressure (Maximum) (psi)
F1-1	0	<Collection: 0 items>	122	6,523.00	122
F2-1	0	<Collection: 0 items>	112	6,523.00	112
F3-1	0	<Collection: 0 items>	118	6,523.00	118
F4-1	0	<Collection: 0 items>	119	6,523.00	119
F5-1	0	<Collection: 0 items>	127	6,523.00	127
F6-1	0	<Collection: 0 items>	122	6,523.00	122
F7-1	0	<Collection: 0 items>	126	6,523.00	126
F8-1	0	<Collection: 0 items>	119	6,523.00	119
F9-1	0	<Collection: 0 items>	119	6,523.00	119
H-1	0	<Collection: 0 items>	130	6,523.00	130
H-2	0	<Collection: 0 items>	124	6,523.00	124
H-3	0	<Collection: 0 items>	124	6,523.00	124
H-4	0	<Collection: 0 items>	119	6,523.00	119
H-5	0	<Collection: 0 items>	113	6,523.00	113
H-6	0	<Collection: 0 items>	109	6,523.00	109
H-7	0	<Collection: 0 items>	115	6,523.00	115
H-8	0	<Collection: 0 items>	120	6,523.00	120
H-9	0	<Collection: 0 items>	127	6,523.00	127
H-10	0	<Collection: 0 items>	115	6,523.00	115
H-11	0	<Collection: 0 items>	112	6,523.00	112
H-12	0	<Collection: 0 items>	113	6,523.00	113
H-13	0	<Collection: 0 items>	118	6,523.00	118
H-14	0	<Collection: 0 items>	122	6,523.00	122
H-15	0	<Collection: 0 items>	121	6,523.00	121
H-16	0	<Collection: 0 items>	115	6,523.00	115
H-17	0	<Collection: 0 items>	117	6,523.00	117
H-18	0	<Collection: 0 items>	119	6,523.00	119
H-19	0	<Collection: 0 items>	123	6,523.00	123
H-20	0	<Collection: 0 items>	124	6,523.00	124
H-21	0	<Collection: 0 items>	99	6,523.00	99
H-22	0	<Collection: 0 items>	103	6,523.00	103
H-23	0	<Collection: 0 items>	106	6,523.00	106
J-1	0	<Collection: 0 items>	136	6,523.00	136
J-2	0	<Collection: 0 items>	130	6,523.00	130
J-3	0	<Collection: 0 items>	128	6,523.00	128
J-4	0	<Collection: 0 items>	128	6,523.00	128
J-5	0	<Collection: 0 items>	124	6,523.00	124
J-6	0	<Collection: 0 items>	122	6,523.00	122
J-7	0	<Collection: 0 items>	119	6,523.00	119
J-8	0	<Collection: 0 items>	119	6,523.00	119
J-9	0	<Collection: 0 items>	109	6,523.00	109
J-10	0	<Collection: 0 items>	116	6,523.00	116
J-11	0	<Collection: 0 items>	122	6,523.00	122
J-12	0	<Collection: 0 items>	123	6,523.00	123
J-13	0	<Collection: 0 items>	122	6,523.00	122
J-14	0	<Collection: 0 items>	102	6,523.00	102

100% Static

Junction Table - Time: 0.00 hours

Label	Demand (gpm)	Demand Collection	Pressure (psi)	Hydraulic Grade (ft)	Pressure (Maximum) (psi)
J-15	0	<Collection: 0 items>	101	6,523.00	101
J-16	0	<Collection: 0 items>	99	6,523.00	99
J-17	0	<Collection: 0 items>	99	6,523.00	99
J-18	0	<Collection: 0 items>	104	6,523.00	104
J-19	0	<Collection: 0 items>	105	6,523.00	105
J-20	0	<Collection: 0 items>	130	6,523.00	130
S1-1	0	<Collection: 0 items>	122	6,523.00	122
S2-1	0	<Collection: 0 items>	111	6,523.00	111
S4-1	0	<Collection: 0 items>	119	6,523.00	119
S5-1	0	<Collection: 0 items>	127	6,523.00	127
S6-1	0	<Collection: 0 items>	122	6,523.00	122
S7-1	0	<Collection: 0 items>	126	6,523.00	126
S8-1	0	<Collection: 0 items>	119	6,523.00	119
S9-1	0	<Collection: 0 items>	119	6,523.00	119

100% Static

Reservoir Table - Time: 0.00 hours

Label	Elevation (ft)	Hydraulic Grade (ft)
R-1	6,523.00	6,523.00
R-2	6,523.00	6,523.00
R-3	6,523.00	6,523.00
R-4	6,523.00	6,523.00
R-5	6,523.00	6,523.00
R-6	6,523.00	6,523.00
R-7	6,352.00	6,352.00

20% Static

Pipe Table - Time: 0.00 hours

Label	Length (Scaled) (ft)	Diameter (in)	Flow (gpm)	Material	Hazen-Williams C	Velocity (Maximum) (ft/s)	Headloss Gradient (ft/ft)	Pressure Loss (psi)
EX-1	11	12.0	0	PVC	120.0	0.00	0.000	0.0
EX-2	7	12.0	0	PVC	120.0	0.00	0.000	0.0
P-1	1,723	12.0	0	PVC	120.0	0.00	0.000	0.0
P-2	142	12.0	0	PVC	120.0	0.00	0.000	0.0
P-3	515	12.0	0	PVC	120.0	0.00	0.000	0.0
P-4	125	12.0	0	PVC	120.0	0.00	0.000	0.0
P-5	58	8.0	0	PVC	120.0	0.00	0.000	0.0
P-6	221	8.0	0	PVC	120.0	0.00	0.000	0.0
P-7	46	8.0	0	PVC	120.0	0.00	0.000	0.0
P-8	94	8.0	0	PVC	120.0	0.00	0.000	0.0
P-9	47	8.0	0	PVC	120.0	0.00	0.000	0.0
P-10	181	8.0	0	PVC	120.0	0.00	0.000	0.0
P-11	20	8.0	0	PVC	120.0	0.00	0.000	0.0
P-12	20	12.0	0	PVC	120.0	0.00	0.000	0.0
P-13	34	12.0	0	PVC	120.0	0.00	0.000	0.0
P-14	248	12.0	0	PVC	120.0	0.00	0.000	0.0
P-15	185	12.0	0	PVC	120.0	0.00	0.000	0.0
P-16	52	12.0	0	PVC	120.0	0.00	0.000	0.0
P-17	102	12.0	0	PVC	120.0	0.00	0.000	0.0
P-18	8	12.0	0	PVC	120.0	0.00	0.000	0.0
P-19	181	12.0	0	PVC	120.0	0.00	0.000	0.0
P-20	53	12.0	0	PVC	120.0	0.00	0.000	0.0
P-21	154	12.0	0	PVC	120.0	0.00	0.000	0.0
P-22	173	12.0	0	PVC	120.0	0.00	0.000	0.0
P-23	63	12.0	0	PVC	120.0	0.00	0.000	0.0
P-24	166	12.0	0	PVC	120.0	0.00	0.000	0.0
P-25	8	12.0	0	PVC	120.0	0.00	0.000	0.0
P-26	29	12.0	0	PVC	120.0	0.00	0.000	0.0
P-28	154	12.0	0	PVC	120.0	0.00	0.000	0.0
P-29	340	12.0	0	PVC	120.0	0.00	0.000	0.0
P-30	279	12.0	0	PVC	120.0	0.00	0.000	0.0
P-31	300	12.0	0	PVC	120.0	0.00	0.000	0.0
P-32	108	12.0	0	PVC	120.0	0.00	0.000	0.0
P-33	7	12.0	0	PVC	120.0	0.00	0.000	0.0
P-34	263	12.0	0	PVC	120.0	0.00	0.000	0.0
P-35	50	8.0	0	PVC	120.0	0.00	0.000	0.0
P-36	51	8.0	0	PVC	120.0	0.00	0.000	0.0
P-37	213	8.0	0	PVC	120.0	0.00	0.000	0.0
P-38	342	8.0	0	PVC	120.0	0.00	0.000	0.0
P-39	61	8.0	0	PVC	120.0	0.00	0.000	0.0
P-40	183	8.0	0	PVC	120.0	0.00	0.000	0.0
P-41	74	8.0	0	PVC	120.0	0.00	0.000	0.0
P-42	6	8.0	0	PVC	120.0	0.00	0.000	0.0
P-43	175	8.0	0	PVC	120.0	0.00	0.000	0.0
P-44	6	8.0	0	PVC	120.0	0.00	0.000	0.0
P-45	100	8.0	0	PVC	120.0	0.00	0.000	0.0

20% Static

Pipe Table - Time: 0.00 hours

Label	Length (Scaled) (ft)	Diameter (in)	Flow (gpm)	Material	Hazen-Williams C	Velocity (Maximum) (ft/s)	Headloss Gradient (ft/ft)	Pressure Loss (psi)
P-46	21	8.0	0	PVC	120.0	0.00	0.000	0.0
P-47	48	8.0	0	PVC	120.0	0.00	0.000	0.0
P-48	6	8.0	0	PVC	120.0	0.00	0.000	0.0
P-49	78	8.0	0	PVC	120.0	0.00	0.000	0.0
P-50	248	8.0	0	PVC	120.0	0.00	0.000	0.0
P-51	28	8.0	0	PVC	120.0	0.00	0.000	0.0
P-52	139	8.0	0	PVC	120.0	0.00	0.000	0.0
P-53	181	8.0	0	PVC	120.0	0.00	0.000	0.0
P-54	6	8.0	0	PVC	120.0	0.00	0.000	0.0
P-55	14	8.0	0	PVC	120.0	0.00	0.000	0.0
P-56	178	8.0	0	PVC	120.0	0.00	0.000	0.0
P-57	381	12.0	0	PVC	120.0	0.00	0.000	0.0
P-58	78	12.0	0	PVC	120.0	0.00	0.000	0.0
P-59	275	12.0	0	PVC	120.0	0.00	0.000	0.0
P-60	64	12.0	0	PVC	120.0	0.00	0.000	0.0
P-61	42	12.0	0	PVC	120.0	0.00	0.000	0.0
P-62	408	12.0	0	PVC	120.0	0.00	0.000	0.0
P-63	89	12.0	0	PVC	120.0	0.00	0.000	0.0
P-64	390	12.0	0	PVC	120.0	0.00	0.000	0.0
P-65	66	12.0	0	PVC	120.0	0.00	0.000	0.0
P-66	22	12.0	0	PVC	120.0	0.00	0.000	0.0
P-67	26	16.0	0	PVC	120.0	0.00	0.000	0.0
P-68	19	16.0	0	PVC	120.0	0.00	0.000	0.0
P-69	34	12.0	0	PVC	120.0	0.00	0.000	0.0
P-70	27	12.0	0	PVC	120.0	0.00	0.000	0.0
P27	58	12.0	0	PVC	120.0	0.00	0.000	0.0

20% Static

Junction Table - Time: 0.00 hours

Label	Demand (gpm)	Demand Collection	Pressure (psi)	Hydraulic Grade (ft)	Pressure (Maximum) (psi)
F1-1	0	<Collection: 0 items>	113	6,504.00	113
F2-1	0	<Collection: 0 items>	103	6,504.00	103
F3-1	0	<Collection: 0 items>	110	6,504.00	110
F4-1	0	<Collection: 0 items>	111	6,504.00	111
F5-1	0	<Collection: 0 items>	118	6,504.00	118
F6-1	0	<Collection: 0 items>	110	6,504.00	110
F7-1	0	<Collection: 0 items>	116	6,504.00	116
F8-1	0	<Collection: 0 items>	110	6,504.00	110
F9-1	0	<Collection: 0 items>	111	6,504.00	111
H-1	0	<Collection: 0 items>	122	6,504.00	122
H-2	0	<Collection: 0 items>	116	6,504.00	116
H-3	0	<Collection: 0 items>	115	6,504.00	115
H-4	0	<Collection: 0 items>	111	6,504.00	111
H-5	0	<Collection: 0 items>	105	6,504.00	105
H-6	0	<Collection: 0 items>	101	6,504.00	101
H-7	0	<Collection: 0 items>	107	6,504.00	107
H-8	0	<Collection: 0 items>	111	6,504.00	111
H-9	0	<Collection: 0 items>	118	6,504.00	118
H-10	0	<Collection: 0 items>	107	6,504.00	107
H-11	0	<Collection: 0 items>	103	6,504.00	103
H-12	0	<Collection: 0 items>	105	6,504.00	105
H-13	0	<Collection: 0 items>	109	6,504.00	109
H-14	0	<Collection: 0 items>	114	6,504.00	114
H-15	0	<Collection: 0 items>	113	6,504.00	113
H-16	0	<Collection: 0 items>	109	6,504.00	109
H-17	0	<Collection: 0 items>	109	6,504.00	109
H-18	0	<Collection: 0 items>	111	6,504.00	111
H-19	0	<Collection: 0 items>	114	6,504.00	114
H-20	0	<Collection: 0 items>	116	6,504.00	116
H-21	0	<Collection: 0 items>	90	6,504.00	90
H-22	0	<Collection: 0 items>	95	6,504.00	95
H-23	0	<Collection: 0 items>	98	6,504.00	98
J-1	0	<Collection: 0 items>	128	6,504.00	128
J-2	0	<Collection: 0 items>	122	6,504.00	122
J-3	0	<Collection: 0 items>	120	6,504.00	120
J-4	0	<Collection: 0 items>	120	6,504.00	120
J-5	0	<Collection: 0 items>	116	6,504.00	116
J-6	0	<Collection: 0 items>	114	6,504.00	114
J-7	0	<Collection: 0 items>	110	6,504.00	110
J-8	0	<Collection: 0 items>	110	6,504.00	110
J-9	0	<Collection: 0 items>	101	6,504.00	101
J-10	0	<Collection: 0 items>	107	6,504.00	107
J-11	0	<Collection: 0 items>	114	6,504.00	114
J-12	0	<Collection: 0 items>	115	6,504.00	115
J-13	0	<Collection: 0 items>	114	6,504.00	114
J-14	0	<Collection: 0 items>	94	6,504.00	94

20% Static

Junction Table - Time: 0.00 hours

Label	Demand (gpm)	Demand Collection	Pressure (psi)	Hydraulic Grade (ft)	Pressure (Maximum) (psi)
J-15	0	<Collection: 0 items>	93	6,504.00	93
J-16	0	<Collection: 0 items>	90	6,504.00	90
J-17	0	<Collection: 0 items>	90	6,504.00	90
J-18	0	<Collection: 0 items>	96	6,504.00	96
J-19	0	<Collection: 0 items>	98	6,504.00	98
J-20	0	<Collection: 0 items>	121	6,504.00	121
S1-1	0	<Collection: 0 items>	113	6,504.00	113
S2-1	0	<Collection: 0 items>	103	6,504.00	103
S4-1	0	<Collection: 0 items>	111	6,504.00	111
S5-1	0	<Collection: 0 items>	118	6,504.00	118
S6-1	0	<Collection: 0 items>	110	6,504.00	110
S7-1	0	<Collection: 0 items>	116	6,504.00	116
S8-1	0	<Collection: 0 items>	110	6,504.00	110
S9-1	0	<Collection: 0 items>	111	6,504.00	111

20% Static

Reservoir Table - Time: 0.00 hours

Label	Elevation (ft)	Hydraulic Grade (ft)
R-1	6,523.00	6,504.00
R-2	6,523.00	6,504.00
R-3	6,523.00	6,504.00
R-4	6,523.00	6,504.00
R-5	6,523.00	6,504.00
R-6	6,523.00	6,504.00
R-7	6,352.00	6,333.00

20% ADD

Pipe Table - Time: 0.00 hours

Label	Length (Scaled) (ft)	Diameter (in)	Flow (gpm)	Material	Hazen-Williams C	Velocity (Maximum) (ft/s)	Headloss Gradient (ft/ft)	Pressure Loss (psi)
EX-1	11	12.0	32	PVC	120.0	0.09	0.000	0.0
EX-2	7	12.0	-38	PVC	120.0	0.11	0.000	0.0
P-1	1,723	12.0	70	PVC	120.0	0.20	0.000	0.0
P-2	142	12.0	53	PVC	120.0	0.15	0.000	0.0
P-3	515	12.0	53	PVC	120.0	0.15	0.000	0.0
P-4	125	12.0	0	PVC	120.0	0.00	0.000	0.0
P-5	58	8.0	17	PVC	120.0	0.11	0.000	0.0
P-6	221	8.0	17	PVC	120.0	0.11	0.000	0.0
P-7	46	8.0	17	PVC	120.0	0.11	0.000	0.0
P-8	94	8.0	-14	PVC	120.0	0.09	0.000	0.0
P-9	47	8.0	14	PVC	120.0	0.09	0.000	0.0
P-10	181	8.0	-16	PVC	120.0	0.10	0.000	0.0
P-11	20	8.0	-16	PVC	120.0	0.10	0.000	0.0
P-12	20	12.0	-16	PVC	120.0	0.05	0.000	0.0
P-13	34	12.0	58	PVC	120.0	0.16	0.000	0.0
P-14	248	12.0	-58	PVC	120.0	0.16	0.000	0.0
P-15	185	12.0	-58	PVC	120.0	0.16	0.000	0.0
P-16	52	12.0	85	PVC	120.0	0.24	0.000	0.0
P-17	102	12.0	85	PVC	120.0	0.24	0.000	0.0
P-18	8	12.0	76	PVC	120.0	0.21	0.000	0.0
P-19	181	12.0	76	PVC	120.0	0.21	0.000	0.0
P-20	53	12.0	76	PVC	120.0	0.21	0.000	0.0
P-21	154	12.0	58	PVC	120.0	0.16	0.000	0.0
P-22	173	12.0	58	PVC	120.0	0.16	0.000	0.0
P-23	63	12.0	26	PVC	120.0	0.07	0.000	0.0
P-24	166	12.0	26	PVC	120.0	0.07	0.000	0.0
P-25	8	12.0	-53	PVC	120.0	0.15	0.000	0.0
P-26	29	12.0	-53	PVC	120.0	0.15	0.000	0.0
P-28	154	12.0	18	PVC	120.0	0.11	0.000	0.0
P-29	340	12.0	-18	PVC	120.0	0.11	0.000	0.0
P-30	279	12.0	-18	PVC	120.0	0.11	0.000	0.0
P-31	300	12.0	-18	PVC	120.0	0.11	0.000	0.0
P-32	108	12.0	-18	PVC	120.0	0.11	0.000	0.0
P-33	7	12.0	33	PVC	120.0	0.21	0.000	0.0
P-34	263	12.0	33	PVC	120.0	0.21	0.000	0.0
P-35	50	8.0	1	PVC	120.0	0.01	0.000	0.0
P-36	51	8.0	1	PVC	120.0	0.01	0.000	0.0
P-37	213	8.0	1	PVC	120.0	0.01	0.000	0.0
P-38	342	8.0	21	PVC	120.0	0.13	0.000	0.0
P-39	61	8.0	20	PVC	120.0	0.12	0.000	0.0
P-40	183	8.0	-13	PVC	120.0	0.08	0.000	0.0
P-41	74	8.0	-13	PVC	120.0	0.08	0.000	0.0
P-42	6	8.0	25	PVC	120.0	0.16	0.000	0.0
P-43	175	8.0	-25	PVC	120.0	0.16	0.000	0.0
P-44	6	8.0	25	PVC	120.0	0.16	0.000	0.0
P-45	100	8.0	28	PVC	120.0	0.18	0.000	0.0

20% ADD

Pipe Table - Time: 0.00 hours

Label	Length (Scaled) (ft)	Diameter (in)	Flow (gpm)	Material	Hazen-Williams C	Velocity (Maximum) (ft/s)	Headloss Gradient (ft/ft)	Pressure Loss (psi)
P-46	21	8.0	-28	PVC	120.0	0.18	0.000	0.0
P-47	48	8.0	13	PVC	120.0	0.08	0.000	0.0
P-48	6	8.0	13	PVC	120.0	0.08	0.000	0.0
P-49	78	8.0	11	PVC	120.0	0.07	0.000	0.0
P-50	248	8.0	11	PVC	120.0	0.07	0.000	0.0
P-51	28	8.0	-3	PVC	120.0	0.02	0.000	0.0
P-52	139	8.0	3	PVC	120.0	0.02	0.000	0.0
P-53	181	8.0	-14	PVC	120.0	0.09	0.000	0.0
P-54	6	8.0	-14	PVC	120.0	0.09	0.000	0.0
P-55	14	8.0	-10	PVC	120.0	0.06	0.000	0.0
P-56	178	8.0	-10	PVC	120.0	0.06	0.000	0.0
P-57	381	12.0	-143	PVC	120.0	0.41	0.000	0.0
P-58	78	12.0	-17	PVC	120.0	0.05	0.000	0.0
P-59	275	12.0	-17	PVC	120.0	0.05	0.000	0.0
P-60	64	12.0	-17	PVC	120.0	0.05	0.000	0.0
P-61	42	12.0	-17	PVC	120.0	0.05	0.000	0.0
P-62	408	12.0	-17	PVC	120.0	0.05	0.000	0.0
P-63	89	12.0	-17	PVC	120.0	0.05	0.000	0.0
P-64	390	12.0	-17	PVC	120.0	0.05	0.000	0.0
P-65	66	12.0	-17	PVC	120.0	0.05	0.000	0.0
P-66	22	12.0	-3	PVC	120.0	0.01	0.000	0.0
P-67	26	16.0	-6	PVC	120.0	0.01	0.000	0.0
P-68	19	16.0	-7	PVC	120.0	0.01	0.000	0.0
P-69	34	12.0	-127	PVC	120.0	0.36	0.000	0.0
P-70	27	12.0	0	PVC	120.0	0.00	0.000	0.0
P27	58	12.0	-53	PVC	120.0	0.15	0.000	0.0

20% ADD

Junction Table - Time: 0.00 hours

Label	Demand (gpm)	Demand Collection	Pressure (psi)	Hydraulic Grade (ft)	Pressure (Maximum) (psi)
F1-1	0	<Collection: 0 items>	113	6,503.95	113
F2-1	0	<Collection: 0 items>	103	6,503.96	103
F3-1	0	<Collection: 0 items>	110	6,503.96	110
F4-1	0	<Collection: 0 items>	111	6,503.95	111
F5-1	0	<Collection: 0 items>	118	6,503.95	118
F6-1	0	<Collection: 0 items>	109	6,503.96	109
F7-1	0	<Collection: 0 items>	116	6,503.96	116
F8-1	0	<Collection: 0 items>	110	6,503.96	110
F9-1	0	<Collection: 0 items>	111	6,503.94	111
H-1	0	<Collection: 0 items>	122	6,503.96	122
H-2	0	<Collection: 0 items>	116	6,503.96	116
H-3	0	<Collection: 0 items>	115	6,503.96	115
H-4	0	<Collection: 0 items>	111	6,503.96	111
H-5	0	<Collection: 0 items>	105	6,503.96	105
H-6	0	<Collection: 0 items>	101	6,503.97	101
H-7	0	<Collection: 0 items>	107	6,503.96	107
H-8	0	<Collection: 0 items>	111	6,503.95	111
H-9	0	<Collection: 0 items>	118	6,503.95	118
H-10	0	<Collection: 0 items>	107	6,503.95	107
H-11	0	<Collection: 0 items>	103	6,503.95	103
H-12	0	<Collection: 0 items>	105	6,503.95	105
H-13	0	<Collection: 0 items>	109	6,503.94	109
H-14	0	<Collection: 0 items>	114	6,503.95	114
H-15	0	<Collection: 0 items>	113	6,503.95	113
H-16	0	<Collection: 0 items>	109	6,503.95	109
H-17	0	<Collection: 0 items>	109	6,503.96	109
H-18	0	<Collection: 0 items>	111	6,503.96	111
H-19	0	<Collection: 0 items>	114	6,503.96	114
H-20	0	<Collection: 0 items>	116	6,503.96	116
H-21	0	<Collection: 0 items>	90	6,504.00	90
H-22	0	<Collection: 0 items>	95	6,504.00	95
H-23	0	<Collection: 0 items>	98	6,504.00	98
J-1	0	<Collection: 0 items>	128	6,504.00	128
J-2	0	<Collection: 0 items>	122	6,503.96	122
J-3	0	<Collection: 0 items>	120	6,503.95	120
J-4	0	<Collection: 0 items>	120	6,503.95	120
J-5	0	<Collection: 0 items>	116	6,503.96	116
J-6	0	<Collection: 0 items>	114	6,503.96	114
J-7	0	<Collection: 0 items>	110	6,503.96	110
J-8	0	<Collection: 0 items>	110	6,503.96	110
J-9	0	<Collection: 0 items>	101	6,503.97	101
J-10	0	<Collection: 0 items>	107	6,503.96	107
J-11	0	<Collection: 0 items>	114	6,503.95	114
J-12	0	<Collection: 0 items>	115	6,503.95	115
J-13	0	<Collection: 0 items>	114	6,503.96	114
J-14	0	<Collection: 0 items>	94	6,504.00	94

20% ADD

Junction Table - Time: 0.00 hours

Label	Demand (gpm)	Demand Collection	Pressure (psi)	Hydraulic Grade (ft)	Pressure (Maximum) (psi)
J-15	0	<Collection: 0 items>	93	6,504.00	93
J-16	0	<Collection: 0 items>	90	6,504.00	90
J-17	0	<Collection: 0 items>	90	6,504.00	90
J-18	0	<Collection: 0 items>	96	6,504.00	96
J-19	0	<Collection: 0 items>	98	6,504.00	98
J-20	0	<Collection: 0 items>	121	6,503.96	121
S1-1	32	<Collection: 0 items>	113	6,503.95	113
S2-1	10	<Collection: 0 items>	103	6,503.96	103
S4-1	12	<Collection: 0 items>	111	6,503.95	111
S5-1	80	<Collection: 0 items>	118	6,503.95	118
S6-1	4	<Collection: 0 items>	110	6,503.96	110
S7-1	23	<Collection: 0 items>	116	6,503.96	116
S8-1	2	<Collection: 0 items>	110	6,503.96	110
S9-1	51	<Collection: 0 items>	111	6,503.94	111

20% ADD

Reservoir Table - Time: 0.00 hours

Label	Elevation (ft)	Hydraulic Grade (ft)
R-1	6,523.00	6,504.00
R-2	6,523.00	6,504.00
R-3	6,523.00	6,504.00
R-4	6,523.00	6,504.00
R-5	6,523.00	6,504.00
R-6	6,523.00	6,504.00
R-7	6,352.00	6,333.00

20% MDD

Pipe Table - Time: 0.00 hours

Label	Length (Scaled) (ft)	Diameter (in)	Flow (gpm)	Material	Hazen-Williams C	Velocity (Maximum) (ft/s)	Headloss Gradient (ft/ft)	Pressure Loss (psi)
EX-1	11	12.0	79	PVC	120.0	0.22	0.000	0.0
EX-2	7	12.0	-96	PVC	120.0	0.27	0.000	0.0
P-1	1,723	12.0	175	PVC	120.0	0.50	0.000	0.1
P-2	142	12.0	133	PVC	120.0	0.38	0.000	0.0
P-3	515	12.0	133	PVC	120.0	0.38	0.000	0.0
P-4	125	12.0	0	PVC	120.0	0.00	0.000	0.0
P-5	58	8.0	42	PVC	120.0	0.27	0.000	0.0
P-6	221	8.0	42	PVC	120.0	0.27	0.000	0.0
P-7	46	8.0	42	PVC	120.0	0.27	0.000	0.0
P-8	94	8.0	-34	PVC	120.0	0.22	0.000	0.0
P-9	47	8.0	34	PVC	120.0	0.22	0.000	0.0
P-10	181	8.0	-41	PVC	120.0	0.26	0.000	0.0
P-11	20	8.0	-41	PVC	120.0	0.26	0.000	0.0
P-12	20	12.0	-41	PVC	120.0	0.12	0.000	0.0
P-13	34	12.0	145	PVC	120.0	0.41	0.000	0.0
P-14	248	12.0	-145	PVC	120.0	0.41	0.000	0.0
P-15	185	12.0	-145	PVC	120.0	0.41	0.000	0.0
P-16	52	12.0	214	PVC	120.0	0.61	0.000	0.0
P-17	102	12.0	214	PVC	120.0	0.61	0.000	0.0
P-18	8	12.0	189	PVC	120.0	0.54	0.000	0.0
P-19	181	12.0	189	PVC	120.0	0.54	0.000	0.0
P-20	53	12.0	189	PVC	120.0	0.54	0.000	0.0
P-21	154	12.0	144	PVC	120.0	0.41	0.000	0.0
P-22	173	12.0	144	PVC	120.0	0.41	0.000	0.0
P-23	63	12.0	66	PVC	120.0	0.19	0.000	0.0
P-24	166	12.0	66	PVC	120.0	0.19	0.000	0.0
P-25	8	12.0	-133	PVC	120.0	0.38	0.000	0.0
P-26	29	12.0	-133	PVC	120.0	0.38	0.000	0.0
P-28	154	12.0	45	PVC	120.0	0.29	0.000	0.0
P-29	340	12.0	-45	PVC	120.0	0.29	0.000	0.0
P-30	279	12.0	-45	PVC	120.0	0.29	0.000	0.0
P-31	300	12.0	-45	PVC	120.0	0.29	0.000	0.0
P-32	108	12.0	-45	PVC	120.0	0.29	0.000	0.0
P-33	7	12.0	81	PVC	120.0	0.52	0.000	0.0
P-34	263	12.0	81	PVC	120.0	0.52	0.000	0.0
P-35	50	8.0	3	PVC	120.0	0.02	0.000	0.0
P-36	51	8.0	3	PVC	120.0	0.02	0.000	0.0
P-37	213	8.0	3	PVC	120.0	0.02	0.000	0.0
P-38	342	8.0	52	PVC	120.0	0.33	0.000	0.0
P-39	61	8.0	49	PVC	120.0	0.31	0.000	0.0
P-40	183	8.0	-32	PVC	120.0	0.21	0.000	0.0
P-41	74	8.0	-32	PVC	120.0	0.21	0.000	0.0
P-42	6	8.0	62	PVC	120.0	0.40	0.000	0.0
P-43	175	8.0	-62	PVC	120.0	0.40	0.000	0.0
P-44	6	8.0	62	PVC	120.0	0.40	0.000	0.0
P-45	100	8.0	71	PVC	120.0	0.45	0.000	0.0

20% MDD

Pipe Table - Time: 0.00 hours

Label	Length (Scaled) (ft)	Diameter (in)	Flow (gpm)	Material	Hazen-Williams C	Velocity (Maximum) (ft/s)	Headloss Gradient (ft/ft)	Pressure Loss (psi)
P-46	21	8.0	-71	PVC	120.0	0.45	0.000	0.0
P-47	48	8.0	33	PVC	120.0	0.21	0.000	0.0
P-48	6	8.0	33	PVC	120.0	0.21	0.000	0.0
P-49	78	8.0	28	PVC	120.0	0.18	0.000	0.0
P-50	248	8.0	28	PVC	120.0	0.18	0.000	0.0
P-51	28	8.0	-6	PVC	120.0	0.04	0.000	0.0
P-52	139	8.0	6	PVC	120.0	0.04	0.000	0.0
P-53	181	8.0	-34	PVC	120.0	0.22	0.000	0.0
P-54	6	8.0	-34	PVC	120.0	0.22	0.000	0.0
P-55	14	8.0	-24	PVC	120.0	0.15	0.000	0.0
P-56	178	8.0	-24	PVC	120.0	0.15	0.000	0.0
P-57	381	12.0	-359	PVC	120.0	1.02	0.000	0.1
P-58	78	12.0	-42	PVC	120.0	0.12	0.000	0.0
P-59	275	12.0	-42	PVC	120.0	0.12	0.000	0.0
P-60	64	12.0	-42	PVC	120.0	0.12	0.000	0.0
P-61	42	12.0	-42	PVC	120.0	0.12	0.000	0.0
P-62	408	12.0	-42	PVC	120.0	0.12	0.000	0.0
P-63	89	12.0	-42	PVC	120.0	0.12	0.000	0.0
P-64	390	12.0	-42	PVC	120.0	0.12	0.000	0.0
P-65	66	12.0	-42	PVC	120.0	0.12	0.000	0.0
P-66	22	12.0	-8	PVC	120.0	0.02	0.000	0.0
P-67	26	16.0	-16	PVC	120.0	0.02	0.000	0.0
P-68	19	16.0	-18	PVC	120.0	0.03	0.000	0.0
P-69	34	12.0	-317	PVC	120.0	0.90	0.000	0.0
P-70	27	12.0	0	PVC	120.0	0.00	0.000	0.0
P27	58	12.0	-133	PVC	120.0	0.38	0.000	0.0

20% MDD

Junction Table - Time: 0.00 hours

Label	Demand (gpm)	Demand Collection	Pressure (psi)	Hydraulic Grade (ft)	Pressure (Maximum) (psi)
F1-1	0	<Collection: 0 items>	113	6,503.73	113
F2-1	0	<Collection: 0 items>	103	6,503.79	103
F3-1	0	<Collection: 0 items>	110	6,503.78	110
F4-1	0	<Collection: 0 items>	111	6,503.74	111
F5-1	0	<Collection: 0 items>	118	6,503.73	118
F6-1	0	<Collection: 0 items>	109	6,503.76	109
F7-1	0	<Collection: 0 items>	116	6,503.76	116
F8-1	0	<Collection: 0 items>	110	6,503.78	110
F9-1	0	<Collection: 0 items>	111	6,503.68	111
H-1	0	<Collection: 0 items>	122	6,503.78	122
H-2	0	<Collection: 0 items>	116	6,503.77	116
H-3	0	<Collection: 0 items>	115	6,503.77	115
H-4	0	<Collection: 0 items>	111	6,503.78	111
H-5	0	<Collection: 0 items>	105	6,503.80	105
H-6	0	<Collection: 0 items>	101	6,503.81	101
H-7	0	<Collection: 0 items>	107	6,503.77	107
H-8	0	<Collection: 0 items>	111	6,503.75	111
H-9	0	<Collection: 0 items>	118	6,503.73	118
H-10	0	<Collection: 0 items>	106	6,503.75	106
H-11	0	<Collection: 0 items>	103	6,503.73	103
H-12	0	<Collection: 0 items>	105	6,503.71	105
H-13	0	<Collection: 0 items>	109	6,503.69	109
H-14	0	<Collection: 0 items>	114	6,503.73	114
H-15	0	<Collection: 0 items>	113	6,503.73	113
H-16	0	<Collection: 0 items>	109	6,503.73	109
H-17	0	<Collection: 0 items>	109	6,503.78	109
H-18	0	<Collection: 0 items>	111	6,503.78	111
H-19	0	<Collection: 0 items>	114	6,503.77	114
H-20	0	<Collection: 0 items>	116	6,503.76	116
H-21	0	<Collection: 0 items>	90	6,503.99	90
H-22	0	<Collection: 0 items>	95	6,504.00	95
H-23	0	<Collection: 0 items>	98	6,504.00	98
J-1	0	<Collection: 0 items>	128	6,504.00	128
J-2	0	<Collection: 0 items>	122	6,503.78	122
J-3	0	<Collection: 0 items>	119	6,503.73	119
J-4	0	<Collection: 0 items>	119	6,503.73	119
J-5	0	<Collection: 0 items>	115	6,503.76	115
J-6	0	<Collection: 0 items>	114	6,503.77	114
J-7	0	<Collection: 0 items>	110	6,503.78	110
J-8	0	<Collection: 0 items>	110	6,503.78	110
J-9	0	<Collection: 0 items>	101	6,503.82	101
J-10	0	<Collection: 0 items>	107	6,503.76	107
J-11	0	<Collection: 0 items>	114	6,503.73	114
J-12	0	<Collection: 0 items>	115	6,503.73	115
J-13	0	<Collection: 0 items>	114	6,503.77	114
J-14	0	<Collection: 0 items>	94	6,503.99	94

20% MDD

Junction Table - Time: 0.00 hours

Label	Demand (gpm)	Demand Collection	Pressure (psi)	Hydraulic Grade (ft)	Pressure (Maximum) (psi)
J-15	0	<Collection: 0 items>	93	6,503.99	93
J-16	0	<Collection: 0 items>	90	6,503.99	90
J-17	0	<Collection: 0 items>	90	6,503.99	90
J-18	0	<Collection: 0 items>	96	6,504.00	96
J-19	0	<Collection: 0 items>	98	6,504.00	98
J-20	0	<Collection: 0 items>	121	6,503.77	121
S1-1	81	<Collection: 0 items>	113	6,503.73	113
S2-1	24	<Collection: 0 items>	103	6,503.79	103
S4-1	30	<Collection: 0 items>	111	6,503.74	111
S5-1	199	<Collection: 0 items>	118	6,503.73	118
S6-1	9	<Collection: 0 items>	109	6,503.76	109
S7-1	59	<Collection: 0 items>	116	6,503.76	116
S8-1	5	<Collection: 0 items>	110	6,503.78	110
S9-1	126	<Collection: 0 items>	111	6,503.68	111

20% MDD

Reservoir Table - Time: 0.00 hours

Label	Elevation (ft)	Hydraulic Grade (ft)
R-1	6,523.00	6,504.00
R-2	6,523.00	6,504.00
R-3	6,523.00	6,504.00
R-4	6,523.00	6,504.00
R-5	6,523.00	6,504.00
R-6	6,523.00	6,504.00
R-7	6,352.00	6,333.00

20% PHD

Pipe Table - Time: 0.00 hours

Label	Length (Scaled) (ft)	Diameter (in)	Flow (gpm)	Material	Hazen-Williams C	Velocity (Maximum) (ft/s)	Headloss Gradient (ft/ft)	Pressure Loss (psi)
EX-1	11	12.0	173	PVC	120.0	0.49	0.000	0.0
EX-2	7	12.0	-210	PVC	120.0	0.60	0.000	0.0
P-1	1,723	12.0	383	PVC	120.0	1.09	0.001	0.4
P-2	142	12.0	291	PVC	120.0	0.83	0.000	0.0
P-3	515	12.0	291	PVC	120.0	0.83	0.000	0.1
P-4	125	12.0	0	PVC	120.0	0.00	0.000	0.0
P-5	58	8.0	92	PVC	120.0	0.59	0.000	0.0
P-6	221	8.0	92	PVC	120.0	0.59	0.000	0.0
P-7	46	8.0	92	PVC	120.0	0.59	0.000	0.0
P-8	94	8.0	-76	PVC	120.0	0.48	0.000	0.0
P-9	47	8.0	76	PVC	120.0	0.48	0.000	0.0
P-10	181	8.0	-90	PVC	120.0	0.57	0.000	0.0
P-11	20	8.0	-90	PVC	120.0	0.57	0.000	0.0
P-12	20	12.0	-90	PVC	120.0	0.25	0.000	0.0
P-13	34	12.0	319	PVC	120.0	0.91	0.000	0.0
P-14	248	12.0	-319	PVC	120.0	0.91	0.000	0.0
P-15	185	12.0	-319	PVC	120.0	0.91	0.000	0.0
P-16	52	12.0	471	PVC	120.0	1.34	0.001	0.0
P-17	102	12.0	471	PVC	120.0	1.34	0.001	0.0
P-18	8	12.0	417	PVC	120.0	1.18	0.001	0.0
P-19	181	12.0	417	PVC	120.0	1.18	0.001	0.0
P-20	53	12.0	417	PVC	120.0	1.18	0.001	0.0
P-21	154	12.0	318	PVC	120.0	0.90	0.000	0.0
P-22	173	12.0	318	PVC	120.0	0.90	0.000	0.0
P-23	63	12.0	146	PVC	120.0	0.41	0.000	0.0
P-24	166	12.0	146	PVC	120.0	0.41	0.000	0.0
P-25	8	12.0	-291	PVC	120.0	0.83	0.000	0.0
P-26	29	12.0	-291	PVC	120.0	0.83	0.000	0.0
P-28	154	12.0	99	PVC	120.0	0.63	0.000	0.0
P-29	340	12.0	-99	PVC	120.0	0.63	0.000	0.0
P-30	279	12.0	-99	PVC	120.0	0.63	0.000	0.0
P-31	300	12.0	-99	PVC	120.0	0.63	0.000	0.0
P-32	108	12.0	-99	PVC	120.0	0.63	0.000	0.0
P-33	7	12.0	179	PVC	120.0	1.14	0.001	0.0
P-34	263	12.0	179	PVC	120.0	1.14	0.001	0.1
P-35	50	8.0	7	PVC	120.0	0.04	0.000	0.0
P-36	51	8.0	7	PVC	120.0	0.04	0.000	0.0
P-37	213	8.0	7	PVC	120.0	0.04	0.000	0.0
P-38	342	8.0	114	PVC	120.0	0.73	0.000	0.1
P-39	61	8.0	107	PVC	120.0	0.69	0.000	0.0
P-40	183	8.0	-71	PVC	120.0	0.45	0.000	0.0
P-41	74	8.0	-71	PVC	120.0	0.45	0.000	0.0
P-42	6	8.0	137	PVC	120.0	0.87	0.001	0.0
P-43	175	8.0	-137	PVC	120.0	0.87	0.001	0.0
P-44	6	8.0	137	PVC	120.0	0.87	0.001	0.0
P-45	100	8.0	156	PVC	120.0	1.00	0.001	0.0

20% PHD

Pipe Table - Time: 0.00 hours

Label	Length (Scaled) (ft)	Diameter (in)	Flow (gpm)	Material	Hazen-Williams C	Velocity (Maximum) (ft/s)	Headloss Gradient (ft/ft)	Pressure Loss (psi)
P-46	21	8.0	-156	PVC	120.0	1.00	0.001	0.0
P-47	48	8.0	73	PVC	120.0	0.47	0.000	0.0
P-48	6	8.0	73	PVC	120.0	0.47	0.000	0.0
P-49	78	8.0	62	PVC	120.0	0.39	0.000	0.0
P-50	248	8.0	62	PVC	120.0	0.39	0.000	0.0
P-51	28	8.0	-14	PVC	120.0	0.09	0.000	0.0
P-52	139	8.0	14	PVC	120.0	0.09	0.000	0.0
P-53	181	8.0	-76	PVC	120.0	0.48	0.000	0.0
P-54	6	8.0	-76	PVC	120.0	0.48	0.000	0.0
P-55	14	8.0	-54	PVC	120.0	0.34	0.000	0.0
P-56	178	8.0	-54	PVC	120.0	0.34	0.000	0.0
P-57	381	12.0	-790	PVC	120.0	2.24	0.002	0.3
P-58	78	12.0	-92	PVC	120.0	0.26	0.000	0.0
P-59	275	12.0	-92	PVC	120.0	0.26	0.000	0.0
P-60	64	12.0	-92	PVC	120.0	0.26	0.000	0.0
P-61	42	12.0	-92	PVC	120.0	0.26	0.000	0.0
P-62	408	12.0	-92	PVC	120.0	0.26	0.000	0.0
P-63	89	12.0	-92	PVC	120.0	0.26	0.000	0.0
P-64	390	12.0	-92	PVC	120.0	0.26	0.000	0.0
P-65	66	12.0	-92	PVC	120.0	0.26	0.000	0.0
P-66	22	12.0	-18	PVC	120.0	0.05	0.000	0.0
P-67	26	16.0	-34	PVC	120.0	0.05	0.000	0.0
P-68	19	16.0	-40	PVC	120.0	0.06	0.000	0.0
P-69	34	12.0	-698	PVC	120.0	1.98	0.002	0.0
P-70	27	12.0	0	PVC	120.0	0.00	0.000	0.0
P27	58	12.0	-291	PVC	120.0	0.83	0.000	0.0

20% PHD

Junction Table - Time: 0.00 hours

Label	Demand (gpm)	Demand Collection	Pressure (psi)	Hydraulic Grade (ft)	Pressure (Maximum) (psi)
F1-1	0	<Collection: 0 items>	113	6,502.84	113
F2-1	0	<Collection: 0 items>	103	6,503.10	103
F3-1	0	<Collection: 0 items>	110	6,503.06	110
F4-1	0	<Collection: 0 items>	110	6,502.87	110
F5-1	0	<Collection: 0 items>	118	6,502.83	118
F6-1	0	<Collection: 0 items>	109	6,502.96	109
F7-1	0	<Collection: 0 items>	115	6,502.96	115
F8-1	0	<Collection: 0 items>	110	6,503.04	110
F9-1	0	<Collection: 0 items>	110	6,502.61	110
H-1	0	<Collection: 0 items>	121	6,503.04	121
H-2	0	<Collection: 0 items>	115	6,502.99	115
H-3	0	<Collection: 0 items>	115	6,502.99	115
H-4	0	<Collection: 0 items>	110	6,503.04	110
H-5	0	<Collection: 0 items>	105	6,503.15	105
H-6	0	<Collection: 0 items>	100	6,503.18	100
H-7	0	<Collection: 0 items>	106	6,503.00	106
H-8	0	<Collection: 0 items>	111	6,502.90	111
H-9	0	<Collection: 0 items>	118	6,502.84	118
H-10	0	<Collection: 0 items>	106	6,502.91	106
H-11	0	<Collection: 0 items>	103	6,502.81	103
H-12	0	<Collection: 0 items>	104	6,502.73	104
H-13	0	<Collection: 0 items>	109	6,502.64	109
H-14	0	<Collection: 0 items>	113	6,502.84	113
H-15	0	<Collection: 0 items>	112	6,502.84	112
H-16	0	<Collection: 0 items>	108	6,502.85	108
H-17	0	<Collection: 0 items>	109	6,503.04	109
H-18	0	<Collection: 0 items>	110	6,503.03	110
H-19	0	<Collection: 0 items>	113	6,503.00	113
H-20	0	<Collection: 0 items>	115	6,502.96	115
H-21	0	<Collection: 0 items>	90	6,503.96	90
H-22	0	<Collection: 0 items>	95	6,503.98	95
H-23	0	<Collection: 0 items>	98	6,504.00	98
J-1	0	<Collection: 0 items>	128	6,504.00	128
J-2	0	<Collection: 0 items>	121	6,503.06	121
J-3	0	<Collection: 0 items>	119	6,502.85	119
J-4	0	<Collection: 0 items>	119	6,502.85	119
J-5	0	<Collection: 0 items>	115	6,502.97	115
J-6	0	<Collection: 0 items>	114	6,503.00	114
J-7	0	<Collection: 0 items>	110	6,503.05	110
J-8	0	<Collection: 0 items>	110	6,503.05	110
J-9	0	<Collection: 0 items>	101	6,503.22	101
J-10	0	<Collection: 0 items>	107	6,502.96	107
J-11	0	<Collection: 0 items>	113	6,502.84	113
J-12	0	<Collection: 0 items>	114	6,502.84	114
J-13	0	<Collection: 0 items>	113	6,503.00	113
J-14	0	<Collection: 0 items>	94	6,503.95	94

20% PHD

Junction Table - Time: 0.00 hours

Label	Demand (gpm)	Demand Collection	Pressure (psi)	Hydraulic Grade (ft)	Pressure (Maximum) (psi)
J-15	0	<Collection: 0 items>	93	6,503.95	93
J-16	0	<Collection: 0 items>	90	6,503.96	90
J-17	0	<Collection: 0 items>	90	6,503.97	90
J-18	0	<Collection: 0 items>	96	6,503.98	96
J-19	0	<Collection: 0 items>	98	6,504.00	98
J-20	0	<Collection: 0 items>	121	6,503.01	121
S1-1	178	<Collection: 0 items>	113	6,502.82	113
S2-1	54	<Collection: 0 items>	103	6,503.11	103
S4-1	66	<Collection: 0 items>	111	6,502.86	111
S5-1	437	<Collection: 0 items>	118	6,502.82	118
S6-1	20	<Collection: 0 items>	109	6,502.97	109
S7-1	129	<Collection: 0 items>	115	6,502.96	115
S8-1	11	<Collection: 0 items>	110	6,503.04	110
S9-1	278	<Collection: 0 items>	110	6,502.61	110

20% PHD

Reservoir Table - Time: 0.00 hours

Label	Elevation (ft)	Hydraulic Grade (ft)
R-1	6,523.00	6,504.00
R-2	6,523.00	6,504.00
R-3	6,523.00	6,504.00
R-4	6,523.00	6,504.00
R-5	6,523.00	6,504.00
R-6	6,523.00	6,504.00
R-7	6,352.00	6,333.00

20% MDD+FF BLDG 1

Pipe Table - Time: 0.00 hours

Label	Length (Scaled) (ft)	Diameter (in)	Flow (gpm)	Material	Hazen-Williams C	Velocity (Maximum) (ft/s)	Headloss Gradient (ft/ft)	Pressure Loss (psi)
EX-1	11	12.0	368	PVC	120.0	1.04	0.000	0.0
EX-2	7	12.0	-447	PVC	120.0	1.27	0.001	0.0
P-1	1,723	12.0	815	PVC	120.0	2.31	0.002	1.7
P-2	142	12.0	738	PVC	120.0	2.09	0.002	0.1
P-3	515	12.0	738	PVC	120.0	2.09	0.002	0.4
P-4	125	12.0	0	PVC	120.0	0.00	0.000	0.0
P-5	58	8.0	77	PVC	120.0	0.49	0.000	0.0
P-6	221	8.0	77	PVC	120.0	0.49	0.000	0.0
P-7	46	8.0	77	PVC	120.0	0.49	0.000	0.0
P-8	94	8.0	-149	PVC	120.0	0.95	0.001	0.0
P-9	47	8.0	149	PVC	120.0	0.95	0.001	0.0
P-10	181	8.0	-149	PVC	120.0	0.95	0.001	0.0
P-11	20	8.0	-149	PVC	120.0	0.95	0.001	0.0
P-12	20	12.0	-149	PVC	120.0	0.42	0.000	0.0
P-13	34	12.0	511	PVC	120.0	1.45	0.001	0.0
P-14	248	12.0	-511	PVC	120.0	1.45	0.001	0.1
P-15	185	12.0	-511	PVC	120.0	1.45	0.001	0.1
P-16	52	12.0	1,207	PVC	120.0	3.42	0.004	0.1
P-17	102	12.0	1,207	PVC	120.0	3.42	0.004	0.2
P-18	8	12.0	1,182	PVC	120.0	3.35	0.004	0.0
P-19	181	12.0	1,182	PVC	120.0	3.35	0.004	0.3
P-20	53	12.0	1,182	PVC	120.0	3.35	0.005	0.1
P-21	154	12.0	1,074	PVC	120.0	3.05	0.003	0.2
P-22	173	12.0	-426	PVC	120.0	1.21	0.001	0.0
P-23	63	12.0	-539	PVC	120.0	1.53	0.001	0.0
P-24	166	12.0	-539	PVC	120.0	1.53	0.001	0.1
P-25	8	12.0	-738	PVC	120.0	2.09	0.002	0.0
P-26	29	12.0	-738	PVC	120.0	2.09	0.002	0.0
P-28	154	12.0	108	PVC	120.0	0.69	0.000	0.0
P-29	340	12.0	-108	PVC	120.0	0.69	0.000	0.1
P-30	279	12.0	-108	PVC	120.0	0.69	0.000	0.0
P-31	300	12.0	-108	PVC	120.0	0.69	0.000	0.0
P-32	108	12.0	-108	PVC	120.0	0.69	0.000	0.0
P-33	7	12.0	18	PVC	120.0	0.12	0.000	0.0
P-34	263	12.0	18	PVC	120.0	0.12	0.000	0.0
P-35	50	8.0	-95	PVC	120.0	0.61	0.000	0.0
P-36	51	8.0	-95	PVC	120.0	0.61	0.000	0.0
P-37	213	8.0	405	PVC	120.0	2.58	0.004	0.4
P-38	342	8.0	271	PVC	120.0	1.73	0.002	0.3
P-39	61	8.0	-134	PVC	120.0	0.85	0.001	0.0
P-40	183	8.0	-215	PVC	120.0	1.37	0.001	0.1
P-41	74	8.0	-215	PVC	120.0	1.37	0.001	0.0
P-42	6	8.0	244	PVC	120.0	1.56	0.002	0.0
P-43	175	8.0	-244	PVC	120.0	1.56	0.002	0.1
P-44	6	8.0	244	PVC	120.0	1.56	0.002	0.0
P-45	100	8.0	254	PVC	120.0	1.62	0.002	0.1

20% MDD+FF BLDG 1

Pipe Table - Time: 0.00 hours

Label	Length (Scaled) (ft)	Diameter (in)	Flow (gpm)	Material	Hazen-Williams C	Velocity (Maximum) (ft/s)	Headloss Gradient (ft/ft)	Pressure Loss (psi)
P-46	21	8.0	-254	PVC	120.0	1.62	0.002	0.0
P-47	48	8.0	109	PVC	120.0	0.69	0.000	0.0
P-48	6	8.0	109	PVC	120.0	0.69	0.000	0.0
P-49	78	8.0	103	PVC	120.0	0.66	0.000	0.0
P-50	248	8.0	103	PVC	120.0	0.66	0.000	0.0
P-51	28	8.0	0	PVC	120.0	0.00	0.000	0.0
P-52	139	8.0	0	PVC	120.0	0.00	0.000	0.0
P-53	181	8.0	-103	PVC	120.0	0.66	0.000	0.0
P-54	6	8.0	-103	PVC	120.0	0.66	0.000	0.0
P-55	14	8.0	45	PVC	120.0	0.28	0.000	0.0
P-56	178	8.0	45	PVC	120.0	0.28	0.000	0.0
P-57	381	12.0	-1,718	PVC	120.0	4.87	0.008	1.3
P-58	78	12.0	-201	PVC	120.0	0.57	0.000	0.0
P-59	275	12.0	-201	PVC	120.0	0.57	0.000	0.0
P-60	64	12.0	-201	PVC	120.0	0.57	0.000	0.0
P-61	42	12.0	-201	PVC	120.0	0.57	0.000	0.0
P-62	408	12.0	-201	PVC	120.0	0.57	0.000	0.0
P-63	89	12.0	-201	PVC	120.0	0.57	0.000	0.0
P-64	390	12.0	-201	PVC	120.0	0.57	0.000	0.0
P-65	66	12.0	-201	PVC	120.0	0.57	0.000	0.0
P-66	22	12.0	-38	PVC	120.0	0.11	0.000	0.0
P-67	26	16.0	-75	PVC	120.0	0.12	0.000	0.0
P-68	19	16.0	-87	PVC	120.0	0.14	0.000	0.0
P-69	34	12.0	-1,517	PVC	120.0	4.30	0.006	0.1
P-70	27	12.0	0	PVC	120.0	0.00	0.000	0.0
P27	58	12.0	-738	PVC	120.0	2.09	0.002	0.0

20% MDD+FF BLDG 1

Junction Table - Time: 0.00 hours

Label	Demand (gpm)	Demand Collection	Pressure (psi)	Hydraulic Grade (ft)	Pressure (Maximum) (psi)
F1-1	500	<Collection: 0 items>	111	6,498.59	111
F2-1	0	<Collection: 0 items>	102	6,500.04	102
F3-1	0	<Collection: 0 items>	108	6,500.33	108
F4-1	0	<Collection: 0 items>	109	6,499.81	109
F5-1	0	<Collection: 0 items>	116	6,498.85	116
F6-1	0	<Collection: 0 items>	108	6,500.09	108
F7-1	0	<Collection: 0 items>	114	6,500.10	114
F8-1	0	<Collection: 0 items>	109	6,500.29	109
F9-1	0	<Collection: 0 items>	108	6,498.62	108
H-1	0	<Collection: 0 items>	120	6,500.14	120
H-2	0	<Collection: 0 items>	114	6,500.10	114
H-3	0	<Collection: 0 items>	114	6,500.15	114
H-4	0	<Collection: 0 items>	109	6,500.29	109
H-5	0	<Collection: 0 items>	104	6,500.56	104
H-6	0	<Collection: 0 items>	99	6,500.50	99
H-7	0	<Collection: 0 items>	105	6,499.32	105
H-8	1,500	<Collection: 0 items>	109	6,498.52	109
H-9	0	<Collection: 0 items>	116	6,498.90	116
H-10	0	<Collection: 0 items>	104	6,498.98	104
H-11	0	<Collection: 0 items>	101	6,498.86	101
H-12	0	<Collection: 0 items>	103	6,498.76	103
H-13	0	<Collection: 0 items>	107	6,498.66	107
H-14	0	<Collection: 0 items>	111	6,498.68	111
H-15	0	<Collection: 0 items>	111	6,498.61	111
H-16	0	<Collection: 0 items>	107	6,499.70	107
H-17	0	<Collection: 0 items>	108	6,500.27	108
H-18	0	<Collection: 0 items>	109	6,500.26	109
H-19	0	<Collection: 0 items>	112	6,500.18	112
H-20	0	<Collection: 0 items>	114	6,500.10	114
H-21	0	<Collection: 0 items>	90	6,503.85	90
H-22	0	<Collection: 0 items>	95	6,503.92	95
H-23	0	<Collection: 0 items>	98	6,503.99	98
J-1	0	<Collection: 0 items>	128	6,504.00	128
J-2	0	<Collection: 0 items>	120	6,500.15	120
J-3	0	<Collection: 0 items>	117	6,498.99	117
J-4	0	<Collection: 0 items>	117	6,498.99	117
J-5	0	<Collection: 0 items>	114	6,500.09	114
J-6	0	<Collection: 0 items>	113	6,500.18	113
J-7	0	<Collection: 0 items>	109	6,500.30	109
J-8	0	<Collection: 0 items>	109	6,500.30	109
J-9	0	<Collection: 0 items>	99	6,500.71	99
J-10	0	<Collection: 0 items>	105	6,499.03	105
J-11	0	<Collection: 0 items>	111	6,498.62	111
J-12	0	<Collection: 0 items>	113	6,499.44	113
J-13	0	<Collection: 0 items>	112	6,500.18	112
J-14	0	<Collection: 0 items>	94	6,503.79	94

20% MDD+FF BLDG 1

Junction Table - Time: 0.00 hours

Label	Demand (gpm)	Demand Collection	Pressure (psi)	Hydraulic Grade (ft)	Pressure (Maximum) (psi)
J-15	0	<Collection: 0 items>	93	6,503.80	93
J-16	0	<Collection: 0 items>	90	6,503.84	90
J-17	0	<Collection: 0 items>	90	6,503.86	90
J-18	0	<Collection: 0 items>	96	6,503.93	96
J-19	0	<Collection: 0 items>	98	6,504.00	98
J-20	0	<Collection: 0 items>	120	6,499.88	120
S1-1	81	<Collection: 0 items>	111	6,499.47	111
S2-1	24	<Collection: 0 items>	101	6,500.07	101
S4-1	30	<Collection: 0 items>	110	6,499.80	110
S5-1	199	<Collection: 0 items>	116	6,498.84	116
S6-1	9	<Collection: 0 items>	108	6,500.10	108
S7-1	59	<Collection: 0 items>	114	6,500.10	114
S8-1	5	<Collection: 0 items>	109	6,500.28	109
S9-1	126	<Collection: 0 items>	108	6,498.62	108

20% MDD+FF BLDG 1

Reservoir Table - Time: 0.00 hours

Label	Elevation (ft)	Hydraulic Grade (ft)
R-1	6,523.00	6,504.00
R-2	6,523.00	6,504.00
R-3	6,523.00	6,504.00
R-4	6,523.00	6,504.00
R-5	6,523.00	6,504.00
R-6	6,523.00	6,504.00
R-7	6,352.00	6,333.00

20% MDD+FF BLDG 2

Pipe Table - Time: 0.00 hours

Label	Length (Scaled) (ft)	Diameter (in)	Flow (gpm)	Material	Hazen-Williams C	Velocity (Maximum) (ft/s)	Headloss Gradient (ft/ft)	Pressure Loss (psi)
EX-1	11	12.0	379	PVC	120.0	1.07	0.001	0.0
EX-2	7	12.0	-460	PVC	120.0	1.31	0.001	0.0
P-1	1,723	12.0	839	PVC	120.0	2.38	0.002	1.8
P-2	142	12.0	671	PVC	120.0	1.90	0.002	0.1
P-3	515	12.0	671	PVC	120.0	1.90	0.001	0.3
P-4	125	12.0	0	PVC	120.0	0.00	0.000	0.0
P-5	58	8.0	168	PVC	120.0	1.07	0.001	0.0
P-6	221	8.0	168	PVC	120.0	1.07	0.001	0.1
P-7	46	8.0	168	PVC	120.0	1.07	0.001	0.0
P-8	94	8.0	-57	PVC	120.0	0.36	0.000	0.0
P-9	47	8.0	57	PVC	120.0	0.36	0.000	0.0
P-10	181	8.0	-60	PVC	120.0	0.38	0.000	0.0
P-11	20	8.0	-60	PVC	120.0	0.38	0.000	0.0
P-12	20	12.0	-60	PVC	120.0	0.17	0.000	0.0
P-13	34	12.0	291	PVC	120.0	0.83	0.000	0.0
P-14	248	12.0	-291	PVC	120.0	0.83	0.000	0.0
P-15	185	12.0	-291	PVC	120.0	0.83	0.000	0.0
P-16	52	12.0	1,653	PVC	120.0	4.69	0.007	0.2
P-17	102	12.0	1,653	PVC	120.0	4.69	0.007	0.3
P-18	8	12.0	1,628	PVC	120.0	4.62	0.007	0.0
P-19	181	12.0	878	PVC	120.0	2.49	0.002	0.2
P-20	53	12.0	-622	PVC	120.0	1.76	0.002	0.0
P-21	154	12.0	-570	PVC	120.0	1.62	0.001	0.1
P-22	173	12.0	-570	PVC	120.0	1.62	0.001	0.1
P-23	63	12.0	-473	PVC	120.0	1.34	0.001	0.0
P-24	166	12.0	-473	PVC	120.0	1.34	0.001	0.1
P-25	8	12.0	-671	PVC	120.0	1.90	0.001	0.0
P-26	29	12.0	-671	PVC	120.0	1.90	0.001	0.0
P-28	154	12.0	-52	PVC	120.0	0.33	0.000	0.0
P-29	340	12.0	52	PVC	120.0	0.33	0.000	0.0
P-30	279	12.0	52	PVC	120.0	0.33	0.000	0.0
P-31	300	12.0	52	PVC	120.0	0.33	0.000	0.0
P-32	108	12.0	52	PVC	120.0	0.33	0.000	0.0
P-33	7	12.0	178	PVC	120.0	1.14	0.001	0.0
P-34	263	12.0	178	PVC	120.0	1.14	0.001	0.1
P-35	50	8.0	275	PVC	120.0	1.76	0.002	0.0
P-36	51	8.0	275	PVC	120.0	1.76	0.002	0.0
P-37	213	8.0	275	PVC	120.0	1.76	0.002	0.2
P-38	342	8.0	211	PVC	120.0	1.34	0.001	0.2
P-39	61	8.0	-65	PVC	120.0	0.41	0.000	0.0
P-40	183	8.0	-146	PVC	120.0	0.93	0.001	0.0
P-41	74	8.0	-146	PVC	120.0	0.93	0.001	0.0
P-42	6	8.0	176	PVC	120.0	1.12	0.001	0.0
P-43	175	8.0	-176	PVC	120.0	1.12	0.001	0.1
P-44	6	8.0	176	PVC	120.0	1.12	0.001	0.0
P-45	100	8.0	185	PVC	120.0	1.18	0.001	0.0

20% MDD+FF BLDG 2

Pipe Table - Time: 0.00 hours

Label	Length (Scaled) (ft)	Diameter (in)	Flow (gpm)	Material	Hazen-Williams C	Velocity (Maximum) (ft/s)	Headloss Gradient (ft/ft)	Pressure Loss (psi)
P-46	21	8.0	-185	PVC	120.0	1.18	0.001	0.0
P-47	48	8.0	47	PVC	120.0	0.30	0.000	0.0
P-48	6	8.0	47	PVC	120.0	0.30	0.000	0.0
P-49	78	8.0	41	PVC	120.0	0.26	0.000	0.0
P-50	248	8.0	41	PVC	120.0	0.26	0.000	0.0
P-51	28	8.0	-4	PVC	120.0	0.02	0.000	0.0
P-52	139	8.0	4	PVC	120.0	0.02	0.000	0.0
P-53	181	8.0	-45	PVC	120.0	0.29	0.000	0.0
P-54	6	8.0	-45	PVC	120.0	0.29	0.000	0.0
P-55	14	8.0	-14	PVC	120.0	0.09	0.000	0.0
P-56	178	8.0	-14	PVC	120.0	0.09	0.000	0.0
P-57	381	12.0	-1,944	PVC	120.0	5.52	0.010	1.7
P-58	78	12.0	-227	PVC	120.0	0.64	0.000	0.0
P-59	275	12.0	-227	PVC	120.0	0.64	0.000	0.0
P-60	64	12.0	-227	PVC	120.0	0.64	0.000	0.0
P-61	42	12.0	-227	PVC	120.0	0.64	0.000	0.0
P-62	408	12.0	-227	PVC	120.0	0.64	0.000	0.0
P-63	89	12.0	-227	PVC	120.0	0.64	0.000	0.0
P-64	390	12.0	-227	PVC	120.0	0.64	0.000	0.0
P-65	66	12.0	-227	PVC	120.0	0.64	0.000	0.0
P-66	22	12.0	-44	PVC	120.0	0.12	0.000	0.0
P-67	26	16.0	-85	PVC	120.0	0.14	0.000	0.0
P-68	19	16.0	-99	PVC	120.0	0.16	0.000	0.0
P-69	34	12.0	-1,717	PVC	120.0	4.87	0.008	0.1
P-70	27	12.0	0	PVC	120.0	0.00	0.000	0.0
P27	58	12.0	-671	PVC	120.0	1.90	0.001	0.0

20% MDD+FF BLDG 2

Junction Table - Time: 0.00 hours

Label	Demand (gpm)	Demand Collection	Pressure (psi)	Hydraulic Grade (ft)	Pressure (Maximum) (psi)
F1-1	0	<Collection: 0 items>	111	6,498.86	111
F2-1	750	<Collection: 0 items>	101	6,498.66	101
F3-1	0	<Collection: 0 items>	108	6,499.73	108
F4-1	0	<Collection: 0 items>	109	6,499.45	109
F5-1	0	<Collection: 0 items>	116	6,498.85	116
F6-1	0	<Collection: 0 items>	108	6,499.60	108
F7-1	0	<Collection: 0 items>	114	6,499.68	114
F8-1	0	<Collection: 0 items>	109	6,499.72	109
F9-1	0	<Collection: 0 items>	108	6,498.44	108
H-1	0	<Collection: 0 items>	120	6,499.89	120
H-2	0	<Collection: 0 items>	114	6,499.72	114
H-3	0	<Collection: 0 items>	113	6,499.69	113
H-4	0	<Collection: 0 items>	109	6,499.72	109
H-5	0	<Collection: 0 items>	103	6,499.81	103
H-6	0	<Collection: 0 items>	99	6,499.48	99
H-7	1,500	<Collection: 0 items>	104	6,498.24	104
H-8	0	<Collection: 0 items>	109	6,498.49	109
H-9	0	<Collection: 0 items>	116	6,498.89	116
H-10	0	<Collection: 0 items>	104	6,498.34	104
H-11	0	<Collection: 0 items>	101	6,498.37	101
H-12	0	<Collection: 0 items>	102	6,498.40	102
H-13	0	<Collection: 0 items>	107	6,498.42	107
H-14	0	<Collection: 0 items>	111	6,498.71	111
H-15	0	<Collection: 0 items>	111	6,498.76	111
H-16	0	<Collection: 0 items>	107	6,499.40	107
H-17	0	<Collection: 0 items>	108	6,499.70	108
H-18	0	<Collection: 0 items>	109	6,499.71	109
H-19	0	<Collection: 0 items>	112	6,499.70	112
H-20	0	<Collection: 0 items>	114	6,499.68	114
H-21	0	<Collection: 0 items>	90	6,503.81	90
H-22	0	<Collection: 0 items>	95	6,503.90	95
H-23	0	<Collection: 0 items>	98	6,503.99	98
J-1	0	<Collection: 0 items>	128	6,503.99	128
J-2	0	<Collection: 0 items>	120	6,499.94	120
J-3	0	<Collection: 0 items>	117	6,498.97	117
J-4	0	<Collection: 0 items>	117	6,498.97	117
J-5	0	<Collection: 0 items>	114	6,499.68	114
J-6	0	<Collection: 0 items>	112	6,499.70	112
J-7	0	<Collection: 0 items>	109	6,499.72	109
J-8	0	<Collection: 0 items>	108	6,499.72	108
J-9	0	<Collection: 0 items>	99	6,499.87	99
J-10	0	<Collection: 0 items>	105	6,498.33	105
J-11	0	<Collection: 0 items>	111	6,498.67	111
J-12	0	<Collection: 0 items>	113	6,499.28	113
J-13	0	<Collection: 0 items>	112	6,499.70	112
J-14	0	<Collection: 0 items>	94	6,503.73	94

20% MDD+FF BLDG 2

Junction Table - Time: 0.00 hours

Label	Demand (gpm)	Demand Collection	Pressure (psi)	Hydraulic Grade (ft)	Pressure (Maximum) (psi)
J-15	0	<Collection: 0 items>	93	6,503.75	93
J-16	0	<Collection: 0 items>	90	6,503.80	90
J-17	0	<Collection: 0 items>	90	6,503.82	90
J-18	0	<Collection: 0 items>	96	6,503.91	96
J-19	0	<Collection: 0 items>	98	6,504.00	98
J-20	0	<Collection: 0 items>	119	6,499.71	119
S1-1	81	<Collection: 0 items>	111	6,499.29	111
S2-1	24	<Collection: 0 items>	101	6,498.72	101
S4-1	30	<Collection: 0 items>	109	6,499.45	109
S5-1	199	<Collection: 0 items>	116	6,498.83	116
S6-1	9	<Collection: 0 items>	108	6,499.61	108
S7-1	59	<Collection: 0 items>	114	6,499.68	114
S8-1	5	<Collection: 0 items>	109	6,499.72	109
S9-1	126	<Collection: 0 items>	108	6,498.43	108

20% MDD+FF BLDG 2

Reservoir Table - Time: 0.00 hours

Label	Elevation (ft)	Hydraulic Grade (ft)
R-1	6,523.00	6,504.00
R-2	6,523.00	6,504.00
R-3	6,523.00	6,504.00
R-4	6,523.00	6,504.00
R-5	6,523.00	6,504.00
R-6	6,523.00	6,504.00
R-7	6,352.00	6,333.00

20% MDD+FF BLDG 3

Pipe Table - Time: 0.00 hours

Label	Length (Scaled) (ft)	Diameter (in)	Flow (gpm)	Material	Hazen-Williams C	Velocity (Maximum) (ft/s)	Headloss Gradient (ft/ft)	Pressure Loss (psi)
EX-1	11	12.0	336	PVC	120.0	0.95	0.000	0.0
EX-2	7	12.0	-408	PVC	120.0	1.16	0.001	0.0
P-1	1,723	12.0	744	PVC	120.0	2.11	0.002	1.4
P-2	142	12.0	381	PVC	120.0	1.08	0.001	0.0
P-3	515	12.0	381	PVC	120.0	1.08	0.001	0.1
P-4	125	12.0	0	PVC	120.0	0.00	0.000	0.0
P-5	58	8.0	363	PVC	120.0	2.32	0.003	0.1
P-6	221	8.0	363	PVC	120.0	2.32	0.003	0.3
P-7	46	8.0	363	PVC	120.0	2.32	0.003	0.1
P-8	94	8.0	237	PVC	120.0	1.51	0.001	0.1
P-9	47	8.0	-237	PVC	120.0	1.51	0.001	0.0
P-10	181	8.0	201	PVC	120.0	1.29	0.001	0.1
P-11	20	8.0	201	PVC	120.0	1.29	0.001	0.0
P-12	20	12.0	201	PVC	120.0	0.57	0.000	0.0
P-13	34	12.0	-459	PVC	120.0	1.30	0.001	0.0
P-14	248	12.0	-41	PVC	120.0	0.12	0.000	0.0
P-15	185	12.0	-1,541	PVC	120.0	4.37	0.007	0.5
P-16	52	12.0	248	PVC	120.0	0.70	0.000	0.0
P-17	102	12.0	248	PVC	120.0	0.70	0.000	0.0
P-18	8	12.0	223	PVC	120.0	0.63	0.000	0.0
P-19	181	12.0	223	PVC	120.0	0.63	0.000	0.0
P-20	53	12.0	223	PVC	120.0	0.63	0.000	0.0
P-21	154	12.0	176	PVC	120.0	0.50	0.000	0.0
P-22	173	12.0	176	PVC	120.0	0.50	0.000	0.0
P-23	63	12.0	-182	PVC	120.0	0.52	0.000	0.0
P-24	166	12.0	-182	PVC	120.0	0.52	0.000	0.0
P-25	8	12.0	-381	PVC	120.0	1.08	0.001	0.0
P-26	29	12.0	-381	PVC	120.0	1.08	0.000	0.0
P-28	154	12.0	48	PVC	120.0	0.30	0.000	0.0
P-29	340	12.0	-48	PVC	120.0	0.30	0.000	0.0
P-30	279	12.0	-48	PVC	120.0	0.30	0.000	0.0
P-31	300	12.0	-48	PVC	120.0	0.30	0.000	0.0
P-32	108	12.0	-48	PVC	120.0	0.30	0.000	0.0
P-33	7	12.0	79	PVC	120.0	0.50	0.000	0.0
P-34	263	12.0	79	PVC	120.0	0.50	0.000	0.0
P-35	50	8.0	-279	PVC	120.0	1.78	0.002	0.0
P-36	51	8.0	-279	PVC	120.0	1.78	0.002	0.0
P-37	213	8.0	-279	PVC	120.0	1.78	0.002	0.2
P-38	342	8.0	-35	PVC	120.0	0.23	0.000	0.0
P-39	61	8.0	244	PVC	120.0	1.56	0.002	0.0
P-40	183	8.0	163	PVC	120.0	1.04	0.001	0.1
P-41	74	8.0	163	PVC	120.0	1.04	0.001	0.0
P-42	6	8.0	-133	PVC	120.0	0.85	0.001	0.0
P-43	175	8.0	133	PVC	120.0	0.85	0.001	0.0
P-44	6	8.0	-133	PVC	120.0	0.85	0.001	0.0
P-45	100	8.0	-124	PVC	120.0	0.79	0.000	0.0

20% MDD+FF BLDG 3

Pipe Table - Time: 0.00 hours

Label	Length (Scaled) (ft)	Diameter (in)	Flow (gpm)	Material	Hazen-Williams C	Velocity (Maximum) (ft/s)	Headloss Gradient (ft/ft)	Pressure Loss (psi)
P-46	21	8.0	124	PVC	120.0	0.79	0.000	0.0
P-47	48	8.0	-133	PVC	120.0	0.85	0.001	0.0
P-48	6	8.0	-133	PVC	120.0	0.85	0.001	0.0
P-49	78	8.0	-139	PVC	120.0	0.88	0.001	0.0
P-50	248	8.0	-139	PVC	120.0	0.88	0.001	0.1
P-51	28	8.0	-35	PVC	120.0	0.23	0.000	0.0
P-52	139	8.0	35	PVC	120.0	0.23	0.000	0.0
P-53	181	8.0	103	PVC	120.0	0.66	0.000	0.0
P-54	6	8.0	103	PVC	120.0	0.66	0.000	0.0
P-55	14	8.0	-162	PVC	120.0	1.03	0.001	0.0
P-56	178	8.0	-162	PVC	120.0	1.03	0.001	0.1
P-57	381	12.0	-1,789	PVC	120.0	5.08	0.009	1.4
P-58	78	12.0	-209	PVC	120.0	0.59	0.000	0.0
P-59	275	12.0	-209	PVC	120.0	0.59	0.000	0.0
P-60	64	12.0	-209	PVC	120.0	0.59	0.000	0.0
P-61	42	12.0	-209	PVC	120.0	0.59	0.000	0.0
P-62	408	12.0	-209	PVC	120.0	0.59	0.000	0.0
P-63	89	12.0	-209	PVC	120.0	0.59	0.000	0.0
P-64	390	12.0	-209	PVC	120.0	0.59	0.000	0.0
P-65	66	12.0	-209	PVC	120.0	0.59	0.000	0.0
P-66	22	12.0	-40	PVC	120.0	0.11	0.000	0.0
P-67	26	16.0	-78	PVC	120.0	0.12	0.000	0.0
P-68	19	16.0	-91	PVC	120.0	0.15	0.000	0.0
P-69	34	12.0	-1,580	PVC	120.0	4.48	0.007	0.1
P-70	27	12.0	0	PVC	120.0	0.00	0.000	0.0
P27	58	12.0	-381	PVC	120.0	1.08	0.000	0.0

20% MDD+FF BLDG 3

Junction Table - Time: 0.00 hours

Label	Demand (gpm)	Demand Collection	Pressure (psi)	Hydraulic Grade (ft)	Pressure (Maximum) (psi)
F1-1	0	<Collection: 0 items>	112	6,500.13	112
F2-1	0	<Collection: 0 items>	102	6,500.42	102
F3-1	500	<Collection: 0 items>	108	6,499.24	108
F4-1	0	<Collection: 0 items>	109	6,499.41	109
F5-1	0	<Collection: 0 items>	117	6,500.37	117
F6-1	0	<Collection: 0 items>	107	6,499.32	107
F7-1	0	<Collection: 0 items>	114	6,499.55	114
F8-1	0	<Collection: 0 items>	108	6,499.29	108
F9-1	0	<Collection: 0 items>	109	6,500.29	109
H-1	0	<Collection: 0 items>	120	6,500.56	120
H-2	0	<Collection: 0 items>	114	6,499.84	114
H-3	0	<Collection: 0 items>	113	6,499.56	113
H-4	0	<Collection: 0 items>	109	6,499.29	109
H-5	1,500	<Collection: 0 items>	103	6,499.24	103
H-6	0	<Collection: 0 items>	99	6,500.45	99
H-7	0	<Collection: 0 items>	105	6,500.39	105
H-8	0	<Collection: 0 items>	110	6,500.36	110
H-9	0	<Collection: 0 items>	117	6,500.38	117
H-10	0	<Collection: 0 items>	105	6,500.36	105
H-11	0	<Collection: 0 items>	102	6,500.34	102
H-12	0	<Collection: 0 items>	103	6,500.32	103
H-13	0	<Collection: 0 items>	108	6,500.29	108
H-14	0	<Collection: 0 items>	112	6,500.35	112
H-15	0	<Collection: 0 items>	111	6,500.24	111
H-16	0	<Collection: 0 items>	107	6,499.48	107
H-17	0	<Collection: 0 items>	107	6,499.27	107
H-18	0	<Collection: 0 items>	109	6,499.33	109
H-19	0	<Collection: 0 items>	112	6,499.48	112
H-20	0	<Collection: 0 items>	114	6,499.57	114
H-21	0	<Collection: 0 items>	90	6,503.84	90
H-22	0	<Collection: 0 items>	95	6,503.91	95
H-23	0	<Collection: 0 items>	98	6,503.99	98
J-1	0	<Collection: 0 items>	128	6,504.00	128
J-2	0	<Collection: 0 items>	120	6,500.75	120
J-3	0	<Collection: 0 items>	118	6,500.41	118
J-4	0	<Collection: 0 items>	118	6,500.41	118
J-5	0	<Collection: 0 items>	114	6,499.69	114
J-6	0	<Collection: 0 items>	112	6,499.49	112
J-7	0	<Collection: 0 items>	108	6,499.27	108
J-8	0	<Collection: 0 items>	108	6,499.26	108
J-9	0	<Collection: 0 items>	99	6,500.46	99
J-10	0	<Collection: 0 items>	106	6,500.38	106
J-11	0	<Collection: 0 items>	112	6,500.34	112
J-12	0	<Collection: 0 items>	113	6,499.71	113
J-13	0	<Collection: 0 items>	112	6,499.48	112
J-14	0	<Collection: 0 items>	94	6,503.77	94

20% MDD+FF BLDG 3

Junction Table - Time: 0.00 hours

Label	Demand (gpm)	Demand Collection	Pressure (psi)	Hydraulic Grade (ft)	Pressure (Maximum) (psi)
J-15	0	<Collection: 0 items>	93	6,503.78	93
J-16	0	<Collection: 0 items>	90	6,503.83	90
J-17	0	<Collection: 0 items>	90	6,503.84	90
J-18	0	<Collection: 0 items>	96	6,503.93	96
J-19	0	<Collection: 0 items>	98	6,504.00	98
J-20	0	<Collection: 0 items>	120	6,500.67	120
S1-1	81	<Collection: 0 items>	111	6,499.61	111
S2-1	24	<Collection: 0 items>	102	6,500.42	102
S4-1	30	<Collection: 0 items>	109	6,499.42	109
S5-1	199	<Collection: 0 items>	117	6,500.37	117
S6-1	9	<Collection: 0 items>	108	6,499.32	108
S7-1	59	<Collection: 0 items>	114	6,499.55	114
S8-1	5	<Collection: 0 items>	108	6,499.29	108
S9-1	126	<Collection: 0 items>	109	6,500.29	109

20% MDD+FF BLDG 3

Reservoir Table - Time: 0.00 hours

Label	Elevation (ft)	Hydraulic Grade (ft)
R-1	6,523.00	6,504.00
R-2	6,523.00	6,504.00
R-3	6,523.00	6,504.00
R-4	6,523.00	6,504.00
R-5	6,523.00	6,504.00
R-6	6,523.00	6,504.00
R-7	6,352.00	6,333.00

SITE DEVELOPMENT PLAN AMENDMENT NO. 1

THE BRICKYARD MIXED USE

SITUATED IN THE NORTHEAST 1/4 OF SECTION 10 AND THE NORTHWEST 1/4 OF SECTION 11,
TOWNSHIP 8 SOUTH, RANGE 67 WEST OF THE 6TH P.M.,
TOWN OF CASTLE ROCK, COUNTY OF DOUGLAS, STATE OF COLORADO

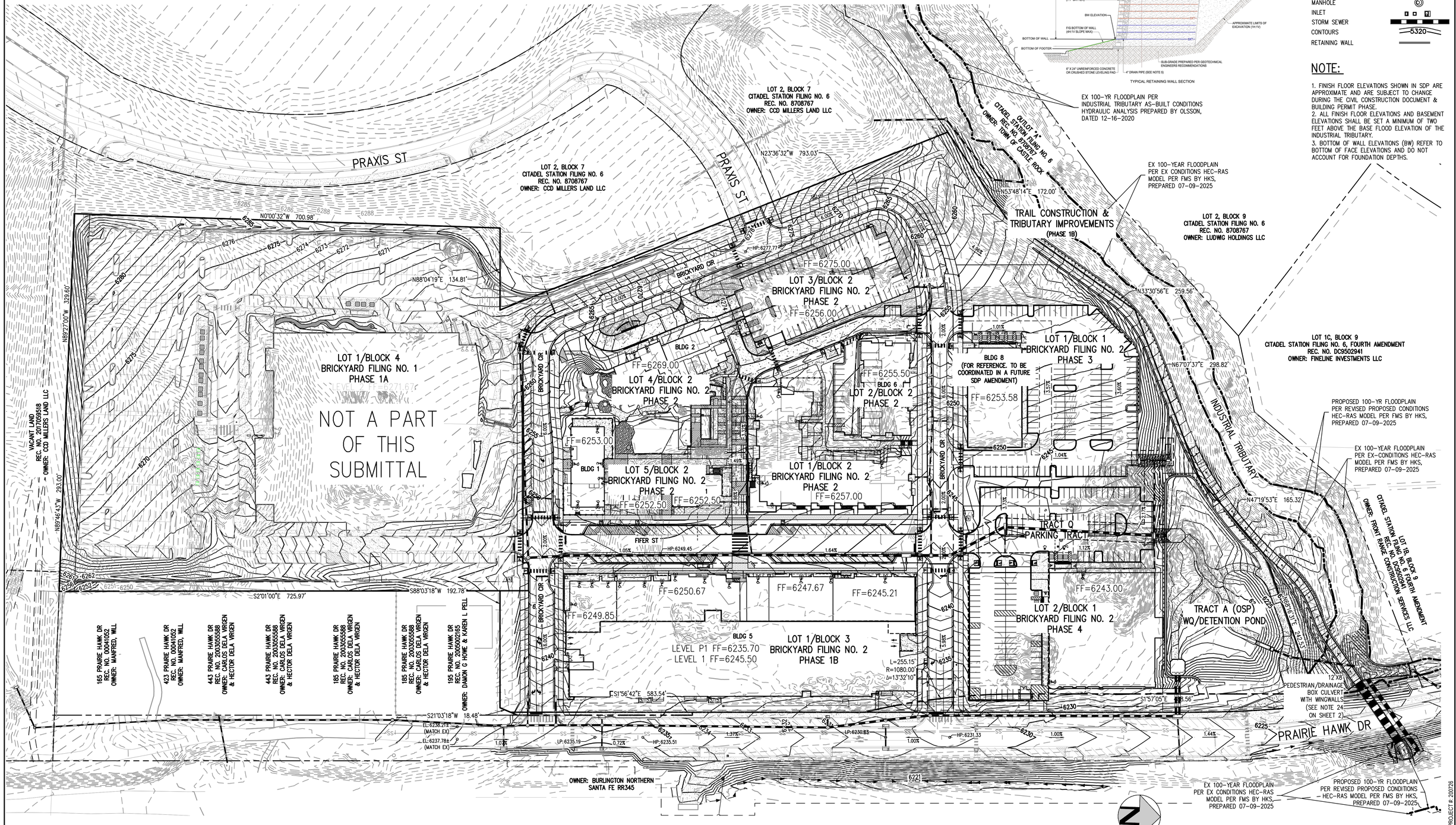

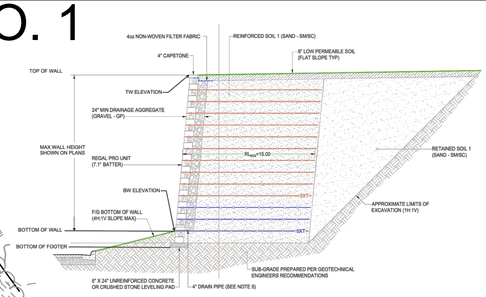

TYPICAL RETAINING WALL SECTION

LEGEND

	EX
MANHOLE	
STORM SEWER	ST
CONTOURS	5320

	PR
MANHOLE	
INLET	
STORM SEWER	
CONTOURS	5320
RETAINING WALL	

NOTE:

1. FINISH FLOOR ELEVATIONS SHOWN IN SDP ARE APPROXIMATE AND ARE SUBJECT TO CHANGE DURING THE CIVIL CONSTRUCTION DOCUMENT & BUILDING PERMIT PHASE.
2. ALL FINISH FLOOR ELEVATIONS AND BASEMENT ELEVATIONS SHALL BE SET A MINIMUM OF TWO FEET ABOVE THE BASE FLOOD ELEVATION OF THE INDUSTRIAL TRIBUTARY.
3. BOTTOM OF WALL ELEVATIONS (BW) REFER TO BOTTOM OF FACE ELEVATIONS AND DO NOT ACCOUNT FOR FOUNDATION DEPTHS.

70 0 70 140
SCALE: 1" = 70'

OVERALL GRADING PLAN
SHEET 15 OF 62
SITE DEVELOPMENT PLAN AMENDMENT NO. 1
THE BRICKYARD MIXED USE
PROJECT NO: SDP24-0022

PROJECT # 200726

SITE DEVELOPMENT PLAN AMENDMENT NO. 1

THE BRICKYARD MIXED USE

SITUATED IN THE NORTHEAST 1/4 OF SECTION 10 AND THE NORTHWEST 1/4 OF SECTION 11,
TOWNSHIP 8 SOUTH, RANGE 67 WEST OF THE 6TH P.M.,
TOWN OF CASTLE ROCK, COUNTY OF DOUGLAS, STATE OF COLORADO

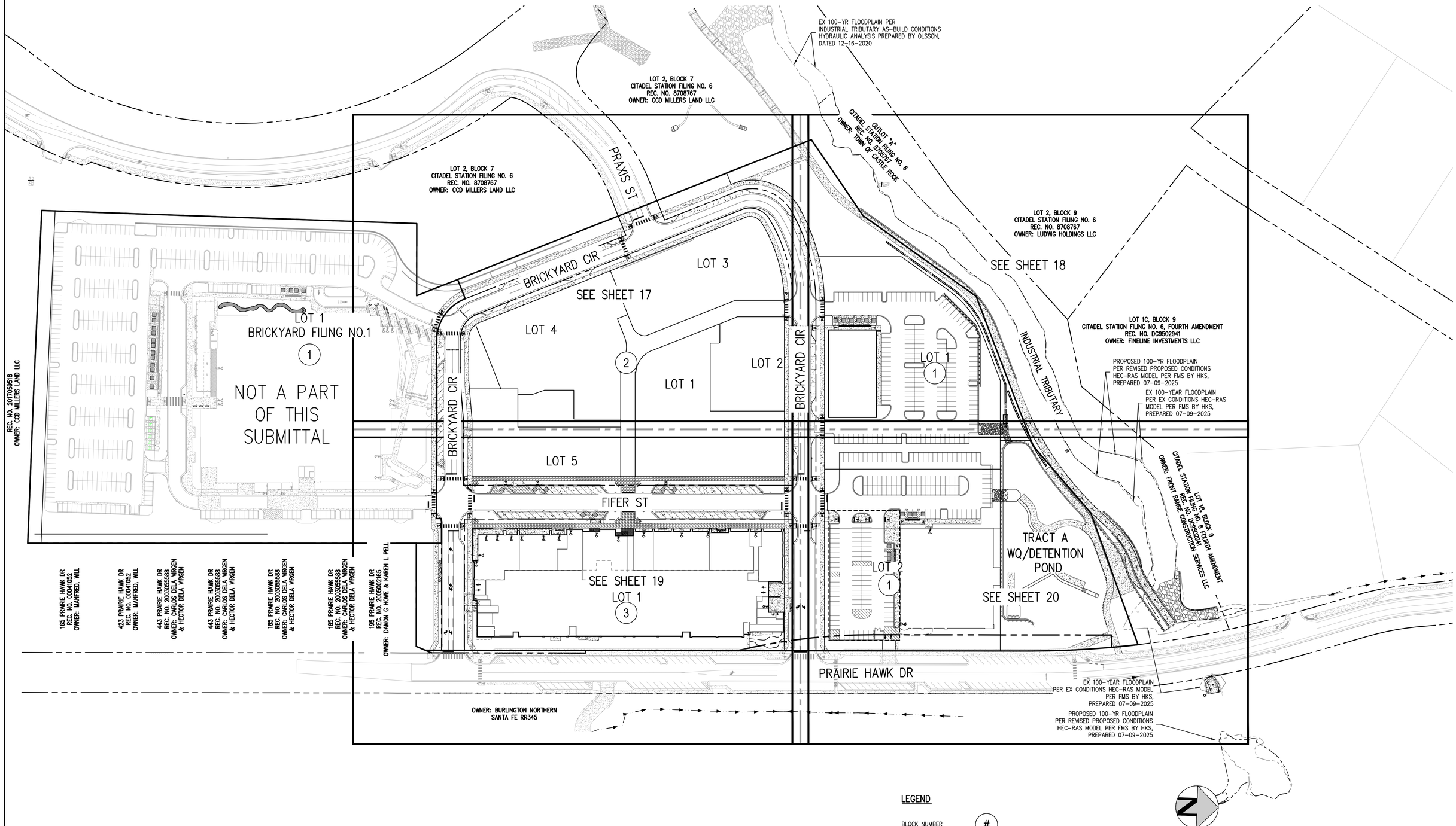

LEGEND

BLOCK NUMBER (#)

MATCH LINE

80 0 80 160
SCALE: 1" = 80'

GENERAL GRADING PLAN INDEX
SHEET 16 OF 62
SITE DEVELOPMENT PLAN AMENDMENT NO. 1
THE BRICKYARD MIXED USE
PROJECT NO: SDP24-0022

PROJECT # 200726

SITE DEVELOPMENT PLAN AMENDMENT NO. 1

THE BRICKYARD MIXED USE

SITUATED IN THE NORTHEAST 1/4 OF SECTION 10 AND THE NORTHWEST 1/4 OF SECTION 11,
TOWNSHIP 8 SOUTH, RANGE 67 WEST OF THE 6TH P.M.,
TOWN OF CASTLE ROCK, COUNTY OF DOUGLAS, STATE OF COLORADO

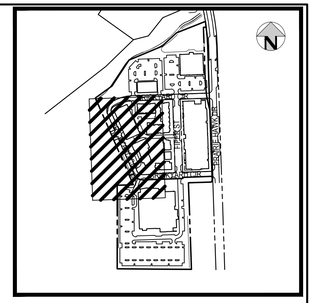

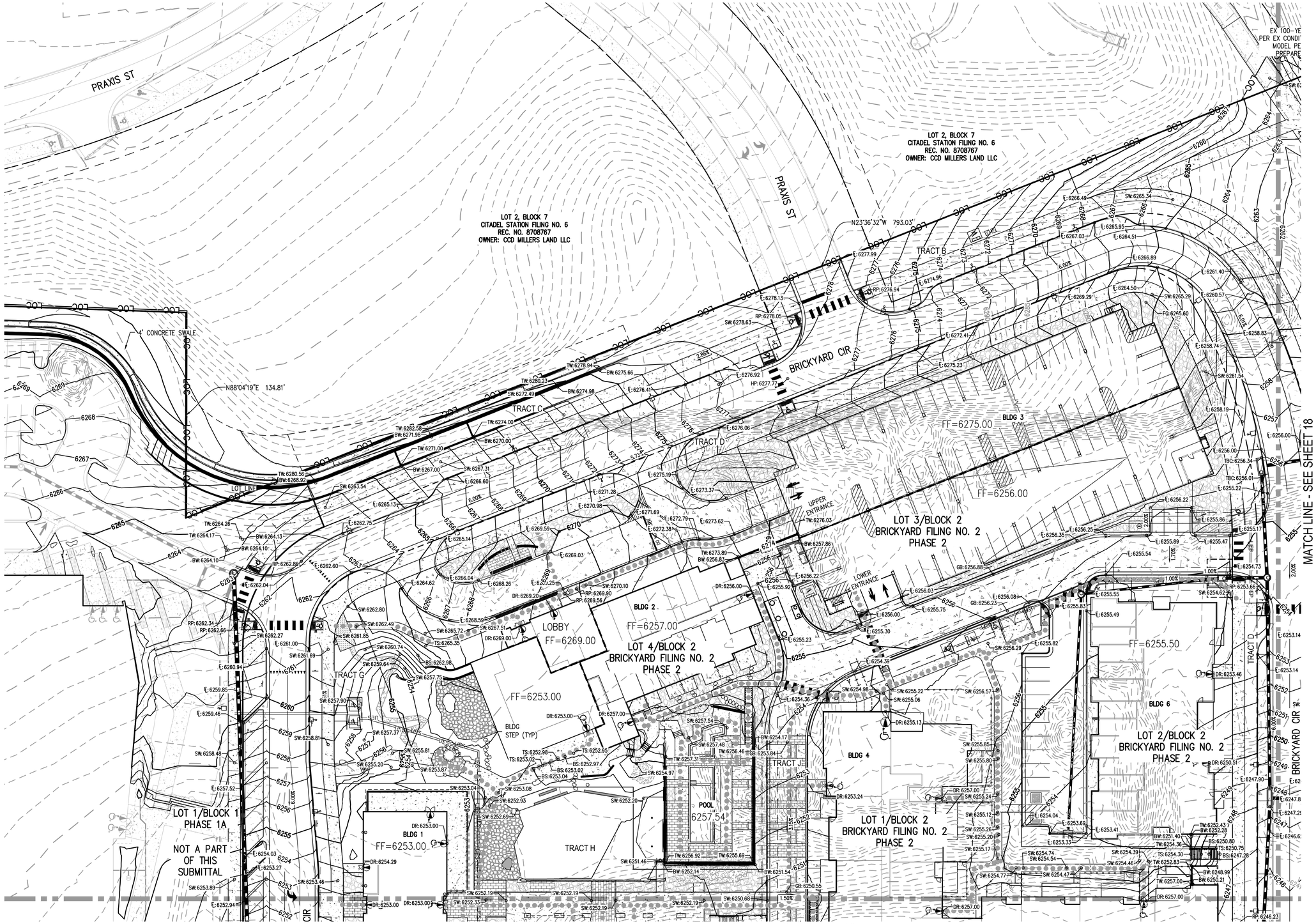

ABBREVIATIONS	
BW	BOTTOM OF WALL (FG)
DR	DOOR
EX	EXISTING
FG	FINISHED GRADE
FL	FLOW LINE
GD	GARAGE DOOR
HP	HIGH POINT
LP	LOW POINT
PR	PROPOSED
PT	PATIO
RP	RAMP
SW	SIDEWALK
TBC	TOP/BACK OF CURB
TW	TOP OF WALL (FG)

NOTE:

1. TOP OF WALL (TW) ELEVATIONS ARE MEASURED TO THE TOP OF THE WALL CAP. BOTTOM OF WALL (BW) ELEVATIONS ARE MEASURED TO THE BOTTOM OF WALL THAT IS EXPOSED AND MEETS GRADE. THE BW SPOTS DO NOT INCLUDE THE FOUNDATION THICKNESS.

LEGEND

EX

- MANHOLE
- STORM SEWER
- CONTOURS 5320

PR

- MANHOLE
- INLET
- STORM SEWER
- CONTOURS 5320
- RETAINING WALL
- ACCESSIBLE (ADA) PATH

30 0 30 60

SCALE: 1" = 30'

PROJECT # 20026

GENERAL GRADING PLAN
SHEET 17 OF 62
SITE DEVELOPMENT PLAN AMENDMENT NO. 1
THE BRICKYARD MIXED USE
PROJECT NO: SDP24-0022

SITE DEVELOPMENT PLAN AMENDMENT NO. 1
THE BRICKYARD MIXED USE

SITUATED IN THE NORTHEAST 1/4 OF SECTION 10 AND THE NORTHWEST 1/4 OF SECTION 11,
TOWNSHIP 8 SOUTH, RANGE 67 WEST OF THE 6TH P.M.,
TOWN OF CASTLE ROCK, COUNTY OF DOUGLAS, STATE OF COLORADO

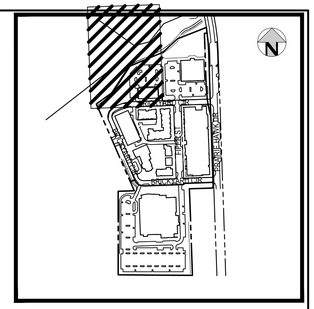

EX 100-YEAR FLOODPLAIN PER EX CONDITIONS HEC-RAS MODEL PER FMS BY HKS, PREPARED 07-09-2025

PROPOSED 100-YR FLOODPLAIN PER REVISED PROPOSED CONDITIONS HEC-RAS MODEL PER FMS BY HKS, PREPARED 07-09-2025

OUTLOT "A" CITADEL STATION FILING NO. 6 REC. NO. 8708767 OWNER: TOWN OF CASTLE ROCK

TRACT L

N53°48'14"E 172.00'

N33°30'56"E 259.56'

N67°07'37"E 298.82'

INDUSTRIAL TRIBUTARY

4' CONCRETE SWALE

RAIN GARDEN

RIP RAP

BLDG 8
(FOR REFERENCE. TO BE COORDINATED IN A FUTURE SDP AMENDMENT)
FF=6253.58

LOT 1/BLOCK 1
BRICKYARD FILING NO. 2
PHASE 3

BRICKYARD CIR

LOT 2, BLOCK 9
CITADEL STATION FILING NO. 6
REC. NO. 8708767
OWNER: LUDWIG HOLDINGS LLC

PROPOSED 100-YR FLOODPLAIN PER REVISED PROPOSED CONDITIONS HEC-RAS MODEL PER FMS BY HKS, PREPARED 07-09-2025

LOT 1C, BLOCK 9
CITADEL STATION FILING NO. 6, FOURTH AMENDMENT
REC. NO. DC9502941
OWNER: FINELINE INVESTMENTS LLC

EX 100-YEAR FLOODPLAIN PER EX CONDITIONS HEC-RAS MODEL PER FMS BY HKS, PREPARED 07-09-2025

PR 100-YEAR FLOODPLAIN PER PR CONDITIONS HEC-RAS MODEL PER FMS BY HKS, PREPARED 07-09-2025

MATCH LINE - SEE SHEET 17

MATCH LINE - SEE SHEET 20

ABBREVIATIONS	
BW	BOTTOM OF WALL (FG)
DR	DOOR
EX	EXISTING
FG	FINISHED GRADE
FL	FLOW LINE
GD	GARAGE DOOR
HP	HIGH POINT
LP	LOW POINT
PR	PROPOSED
PT	PATIO
RP	RAMP
SW	SIDEWALK
TBC	TOP/BACK OF CURB
TW	TOP OF WALL (FG)

NOTE:

1. TOP OF WALL (TW) ELEVATIONS ARE MEASURED TO THE TOP OF THE WALL CAP. BOTTOM OF WALL (BW) ELEVATIONS ARE MEASURED TO THE BOTTOM OF WALL THAT IS EXPOSED AND MEETS GRADE. THE BW SPOTS DO NOT INCLUDE THE FOUNDATION THICKNESS.

LEGEND

EX

- MANHOLE
- STORM SEWER — ST —
- CONTOURS — 5320 —

PR

- MANHOLE
- INLET
- STORM SEWER
- CONTOURS — 5320 —
- RETAINING WALL
- ACCESSIBLE (ADA) PATH

30 0 30 60
SCALE: 1" = 30'

PROJECT # 200726

GENERAL GRADING PLAN
SHEET 18 OF 62
SITE DEVELOPMENT PLAN AMENDMENT NO. 1
THE BRICKYARD MIXED USE
PROJECT NO: SDP24-0022

SITE DEVELOPMENT PLAN AMENDMENT NO. 1
THE BRICKYARD MIXED USE

SITUATED IN THE NORTHEAST 1/4 OF SECTION 10 AND THE NORTHWEST 1/4 OF SECTION 11,
TOWNSHIP 8 SOUTH, RANGE 67 WEST OF THE 6TH P.M.,
TOWN OF CASTLE ROCK, COUNTY OF DOUGLAS, STATE OF COLORADO

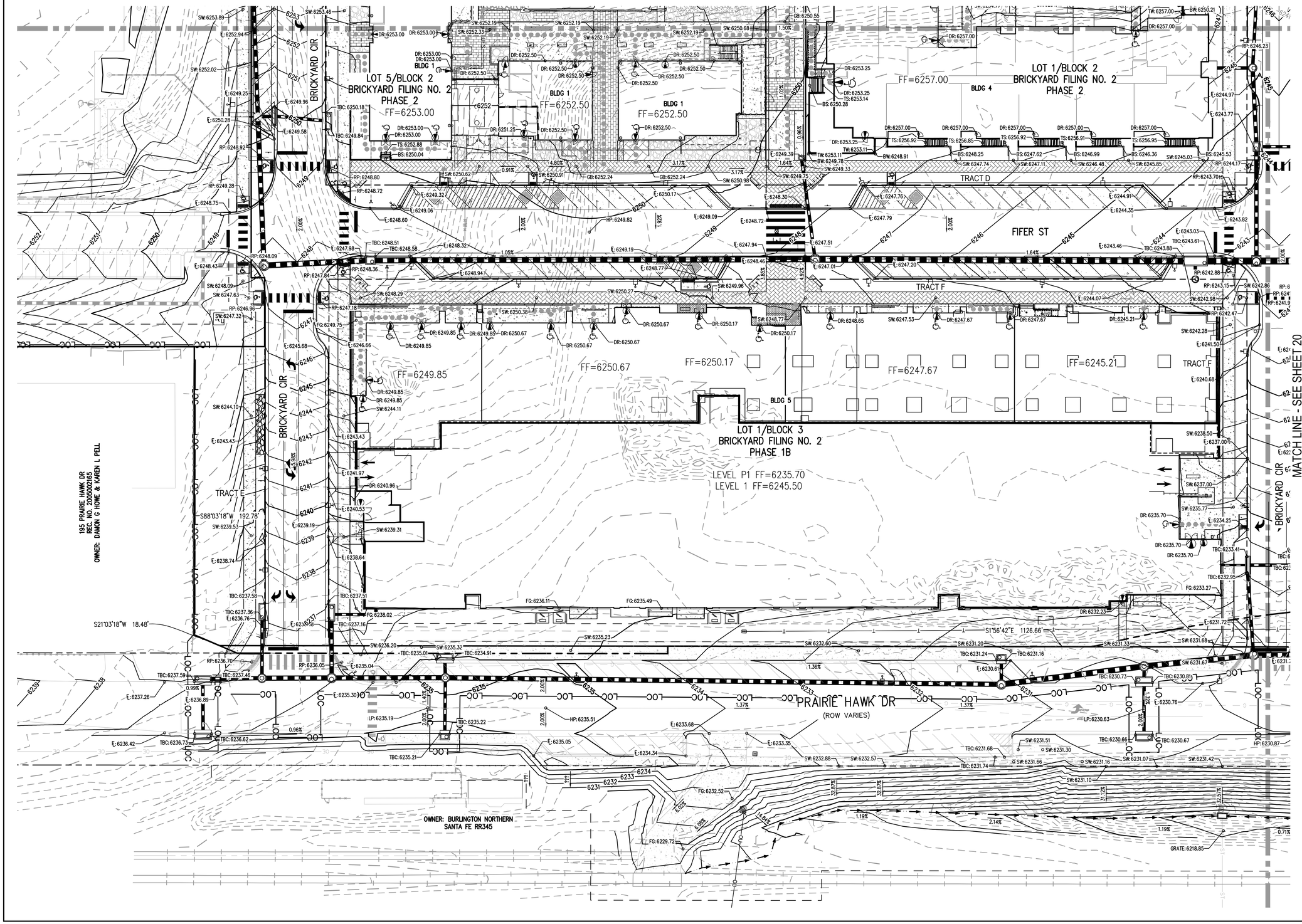

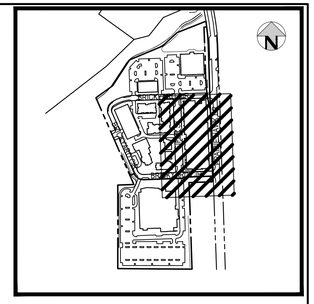

ABBREVIATIONS	
BW	BOTTOM OF WALL (FG)
DR	DOOR
EX	EXISTING
FG	FINISHED GRADE
℄	FLOW LINE
GD	GARAGE DOOR
HP	HIGH POINT
LP	LOW POINT
PR	PROPOSED
PT	PATIO
RP	RAMP
SW	SIDEWALK
TBC	TOP/BACK OF CURB
TW	TOP OF WALL (FG)

NOTE:

1. TOP OF WALL (TW) ELEVATIONS ARE MEASURED TO THE TOP OF THE WALL CAP. BOTTOM OF WALL (BW) ELEVATIONS ARE MEASURED TO THE BOTTOM OF WALL THAT IS EXPOSED AND MEETS GRADE. THE BW SPOTS DO NOT INCLUDE THE FOUNDATION THICKNESS.

LEGEND

	EX
MANHOLE	
STORM SEWER	ST
CONTOURS	5320

	PR
MANHOLE	
INLET	
STORM SEWER	
CONTOURS	5320
RETAINING WALL	
ACCESSIBLE (ADA) PATH	

30 0 30 60
SCALE: 1" = 30'

GENERAL GRADING PLAN
SHEET 19 OF 62
SITE DEVELOPMENT PLAN AMENDMENT NO. 1
THE BRICKYARD MIXED USE
PROJECT NO: SDP24-0022

PROJECT # 200726

SITE DEVELOPMENT PLAN AMENDMENT NO. 1

THE BRICKYARD MIXED USE

SITUATED IN THE NORTHEAST 1/4 OF SECTION 10 AND THE NORTHWEST 1/4 OF SECTION 11,
TOWNSHIP 8 SOUTH, RANGE 67 WEST OF THE 6TH P.M.,
TOWN OF CASTLE ROCK, COUNTY OF DOUGLAS, STATE OF COLORADO

MATCH LINE - SEE SHEET 18

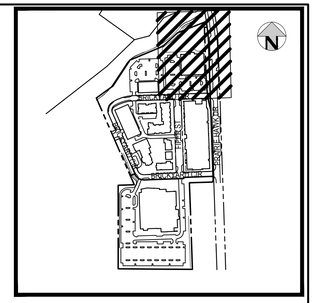

MATCH LINE - SEE SHEET 19

BRICKYARD CIR

LOT 2/BLOCK 1
BRICKYARD FILING NO. 2
PHASE 4

GARAGE L2 FF=6243.00
GARAGE L1 FF=6231.00

BLDG 7
FF=6243.00

TRACT L

TRACT A
WQ/DETENTION POND

TRACT A

4' CONCRETE SWALE

INDUSTRIAL TRIBUTARY

PROPOSED 100-YR FLOODPLAIN
PER REVISED PROPOSED CONDITIONS
HEC-RAS MODEL PER FMS BY HKS,
PRREPARED 07-09-2025

EX 100-YEAR FLOODPLAIN
PER EX CONDITIONS HEC-RAS
MODEL PER FMS BY HKS,
PREPARED 07-09-2025

OUTLOT "A"
CITADEL STATION FILING NO. 6
REC. NO. 8708767
OWNER: TOWN OF CASTLE ROCK

LOT 1B, BLOCK 9
CITADEL STATION FILING NO. 6 FOURTH AMENDMENT
REC. NO. D5302941
OWNER: FRONT RANGE CONSTRUCTION SERVICES LLC

PR POND OVERFLOW WEIR AND
CONCRETE APRON

12'X8' PEDESTRIAN/DRAINAGE
BOX CULVERT WITH WINGWALLS
(SEE NOTE 24
ON SHEET 2)

72" RCP CULVERT
(10-YR MINOR STORM)
(SEE NOTE 24
ON SHEET 2)

LOWER LEVEL
GARAGE ENTRANCE

PRAIRIE HAWK DR
(ROW VARIES)

OWNER: BURLINGTON NORTHERN
SANTA FE RR345

EX 100-YEAR FLOODPLAIN
PER EX CONDITIONS HEC-RAS
MODEL PER FMS BY HKS,
PREPARED 07-09-2025

PROPOSED 100-YR FLOODPLAIN
PER REVISED PROPOSED CONDITIONS
HEC-RAS MODEL PER FMS BY HKS,
PREPARED 07-09-2025

LEGEND

	EX
MANHOLE	
STORM SEWER	ST
CONTOURS	5320

	PR
MANHOLE	
INLET	
STORM SEWER	ST
CONTOURS	5320
RETAINING WALL	
ACCESSIBLE (ADA) PATH	

ABBREVIATIONS

BW	BOTTOM OF WALL (FG)
DR	DOOR
EX	EXISTING
FG	FINISHED GRADE
FL	FLOW LINE
GD	GARAGE DOOR
HP	HIGH POINT
LP	LOW POINT
PR	PROPOSED
PT	PATIO
RP	RAMP
SW	SIDEWALK
TBC	TOP/BACK OF CURB
TW	TOP OF WALL (FG)

NOTE:

1. TOP OF WALL (TW) ELEVATIONS ARE MEASURED TO THE TOP OF THE WALL CAP. BOTTOM OF WALL (BW) ELEVATIONS ARE MEASURED TO THE BOTTOM OF WALL THAT IS EXPOSED AND MEETS GRADE. THE BW SPOTS DO NOT INCLUDE THE FOUNDATION THICKNESS.

30 0 30 60
SCALE: 1" = 30'

GENERAL GRADING PLAN
SHEET 20 OF 62
SITE DEVELOPMENT PLAN AMENDMENT NO. 1
THE BRICKYARD MIXED USE
PROJECT NO: SDP24-0022

PROJECT # 200726